

# ITALY Sea arrivals dashboard

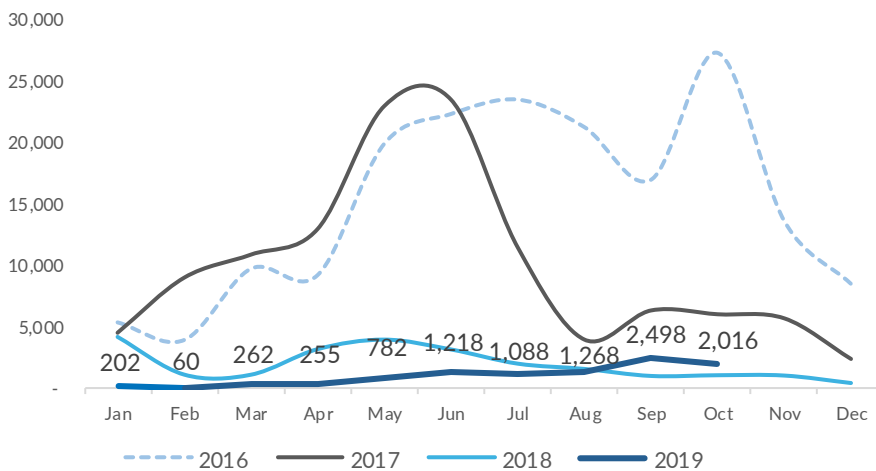
## Overview

Between 1 January and 31 October 2019, 9,649 persons arrived in Italy by sea. This is a 56% decrease in sea arrivals compared to the same period last year (22,031). In October 2019, 2,016 individuals reached Italian shores, compared to 1,007 in October 2018. This is so far the second highest number of monthly sea arrivals in 2019, following the peak recorded in September 2019.

**9,649** Jan - Oct 2019 <sup>1</sup>  
**22,031** Jan - Oct 2018 <sup>1</sup>

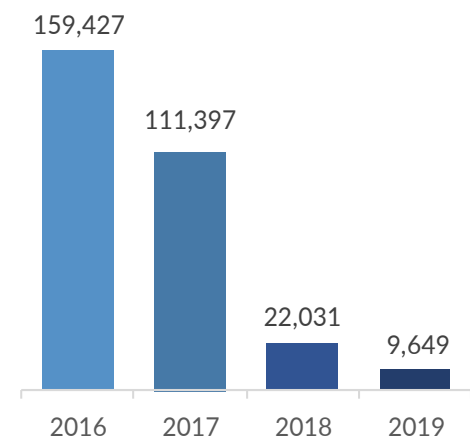
### Monthly sea arrivals

January 2016 to October 2019



### Yearly sea arrivals

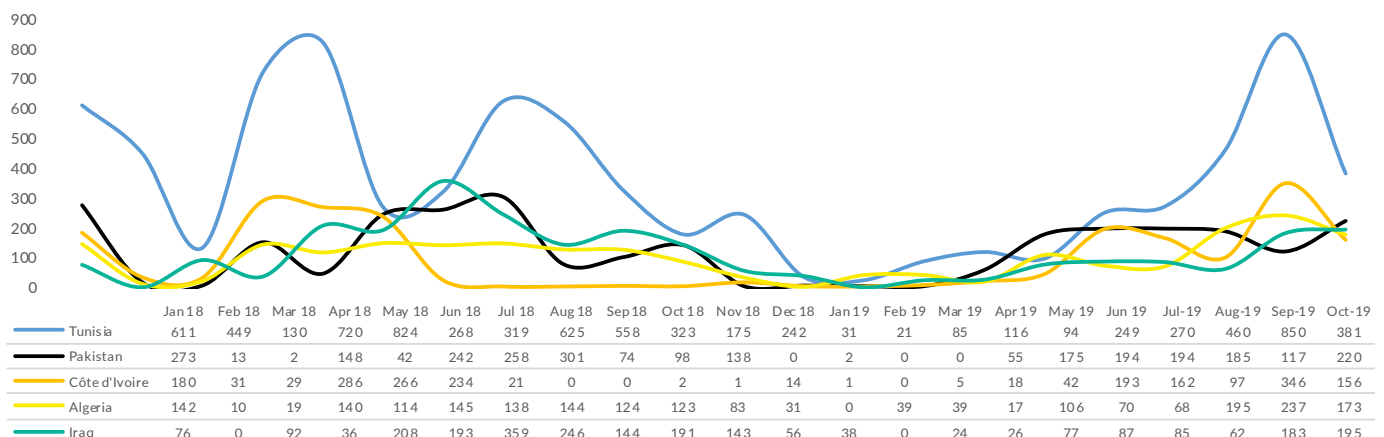
January to October, 2016-2019



## Nationality of arrivals

In the first ten months of 2019, 27% of sea arrivals originated from Tunisia, followed by Pakistan (12%), Côte d'Ivoire (11%), Algeria (10%), Iraq (8%), Sudan (4%), Bangladesh (4%), Islamic Republic of Iran (4%), Guinea (2%), and Morocco (2%). In October, the most common country of origin of persons arriving by sea was Tunisia, with 381 individuals registered at landing points, predominantly in Lampedusa. This is a considerable decrease compared to September, when 850 Tunisians reached Italian shores. The vast majority of Tunisians arriving in October were adult men (304). The second most common country of origin of sea arrivals in October was Pakistan, with a total of 220 persons, a significant increase compared to the September total of 117. All Pakistani arrivals in October were either adult men or unaccompanied boys. Of note in October were also high numbers of sea arrivals originating from Iraq and the Islamic Republic of Iran (195 and 187, respectively). Monthly sea arrivals originating from Algeria (173), Côte d'Ivoire (156), and Bangladesh (136) were also significant. Consistent with previous months, almost half of the Ivoirian who arrived in October (48%) were women. While 79 Somalis and 74 Eritreans reached Italian shores in October, only 13 Sudanese arrivals were recorded during this month, a notable drop compared to 139 recorded in the previous month.

### Most common nationalities of arrivals - January 2018 to October 2019

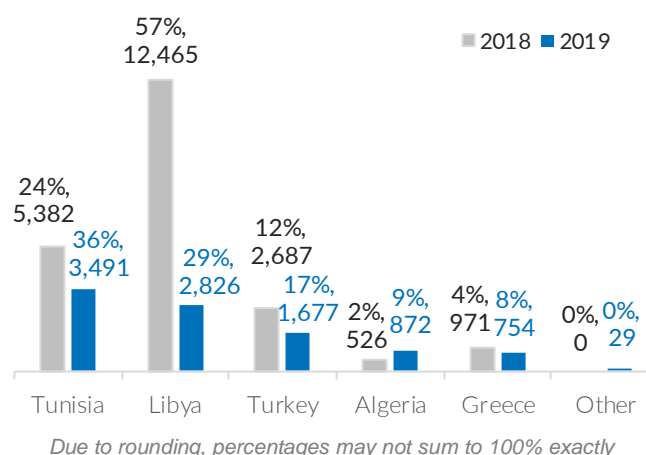


## Country of embarkation

In the first ten months of 2019, 36% of sea arrivals in Italy (3,491 persons) departed from Tunisia, followed by 29% (2,826 persons) from Libya, 17% (1,677 persons) from Turkey, 9% (872 persons) from Algeria, and 8% (754 persons) from Greece.

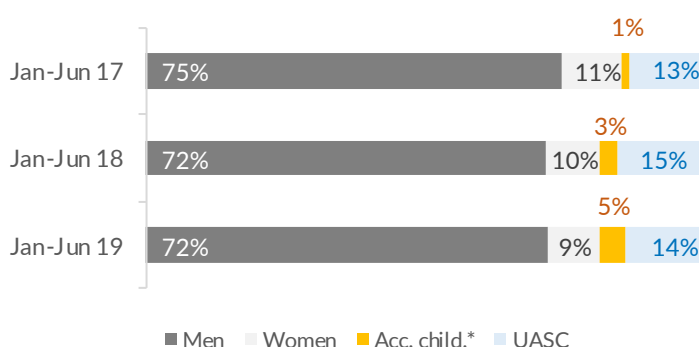
In October, the vast majority of sea arrivals – 899 persons, corresponding to 45% of monthly sea arrivals – departed from Libya, most commonly embarking in Zuwarah. This is contrary to previous months, when most recorded departures were from Tunisia. In October, 403 refugees and migrants, i.e. 20% of monthly sea arrivals, departed from Tunisia. The most common Tunisian departure sites were Kerkennah and Zarzis. Furthermore, departures from Turkey and Greece represented 17% and 10% of monthly sea arrivals in October (341 and 193 persons, respectively), while 8% (152 persons) embarked in Algeria. Finally, two small groups who departed from Albania and Egypt arrived in Italy in October.

January to October 2018 - 2019



## Demographics of arrivals

January to October 2017 - 2019



*Due to rounding, percentages may not sum to 100% exactly*

Between 1 January and 31 October 2019, most sea arrivals were adult men (72%), followed by unaccompanied and separated children (14%), adult women (9%) and accompanied children (5%). Since the beginning of 2019, 1,335 unaccompanied and separated children (UASC) reached Italian shores, of whom 272 arrived in October.

In 2019 so far, most UASC arriving by sea originated from Tunisia (492), followed by Pakistan (192), Côte d'Ivoire (99), Bangladesh (77), Guinea (70), and Iraq (68).

Nationality and demographics of arrivals – January to October 2019

