

# Uganda - Refugee Statistics October 2019 - Adjumani

## Total Population

209,337

## Total Refugees

209,243

## Total Households

34,966

## Total Asylum-Seekers

94



### Women and Children

87 %

181,467



### Elderly

3 %

6,901



### Female

54 %

112,197



### Youth 15-24

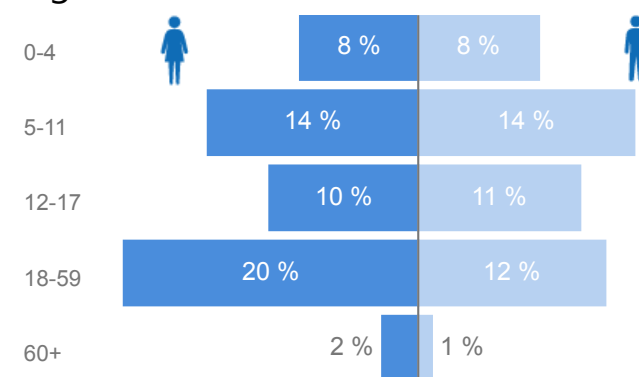
23 %

47,884

## Zones

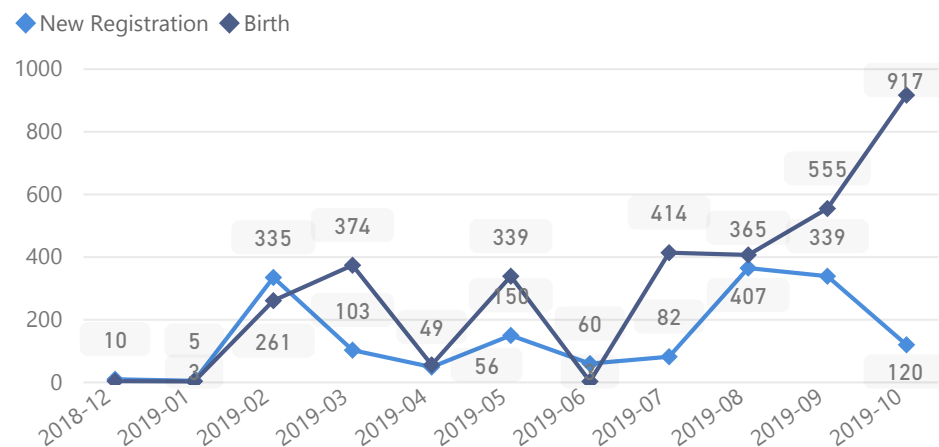
Level3	HHs	Individuals
Nyumanzi	5,916	40,141
Pagrinya	6,503	36,652
Ayilo I	3,531	25,579
Maaji II	3,161	15,982
Maaji III	3,135	14,880
Ayilo II	2,215	14,430
Boroli I	1,695	10,049
Agojo	1,741	6,996
Baratuku	1,124	6,912
Alere	1,057	6,705
Mirieyi	995	6,473
Olua I	794	5,466
Boroli II	895	5,121
Mungula I	752	4,922
Olua II	611	4,267
Mungula II	290	1,580
Oliji	225	1,417
Elema	192	989
Maaji I	79	514

## Age & Gender Breakdown



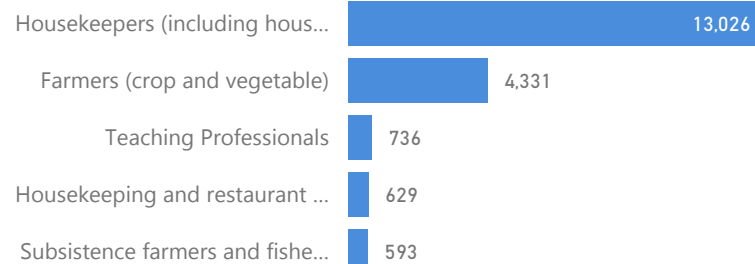
Country of Origin - Top 5	Total
South Sudan	209,131
Sudan	190
Eritrea	5
Burundi	3
Democratic Republic of the Congo	3
Ethiopia	3

## New Registration by Month



## Occupation

\* - Top 5 31.8% Have occupation



\* Age is between 18 - 59 years for Occupation

## Specific Needs - Top 7

