

South Sudan - Refugees Statistics

as of 31 October 2019



KEY FIGURES

297,135
total refugee population

98%

Living in camps and settlements

292,040

83%

Are Women and Children

66,673

Households

2%

Living in urban areas

5,095

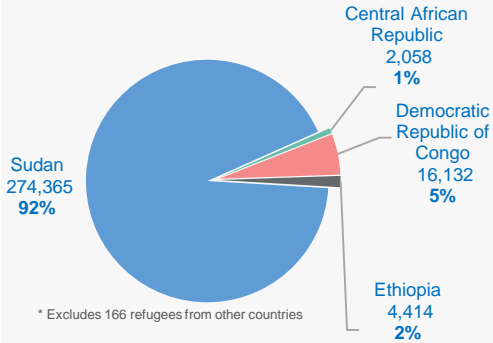
53%

Are female

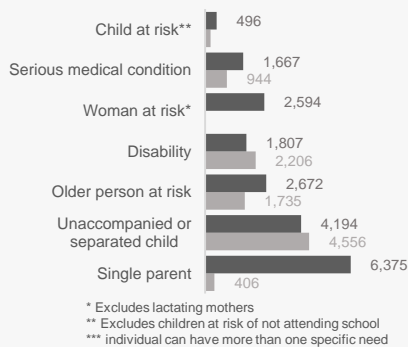
Age and gender breakdowns



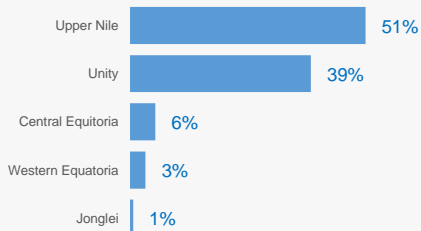
Main countries of origin*



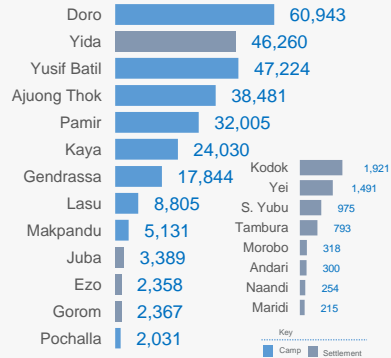
Main Specific needs



States hosting refugees



Refugee locations



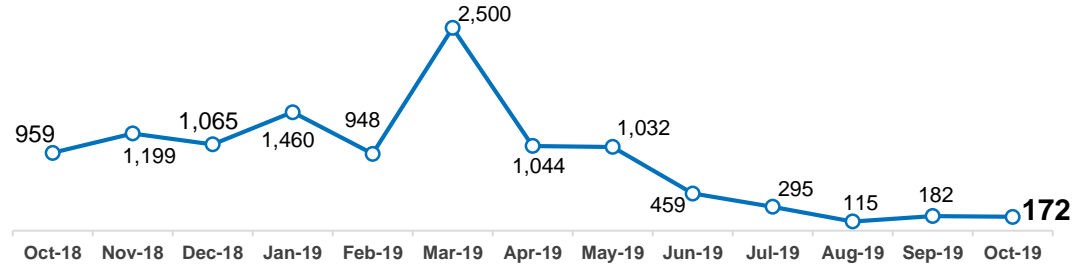
Our Partners

CRA, AAHI, ACROSS, ACTED, AHA, CARE, CRA, DRC, HDC, IMC, IRC, LWF, RI, SCI, SP, UMCOR, JRS and WVI.

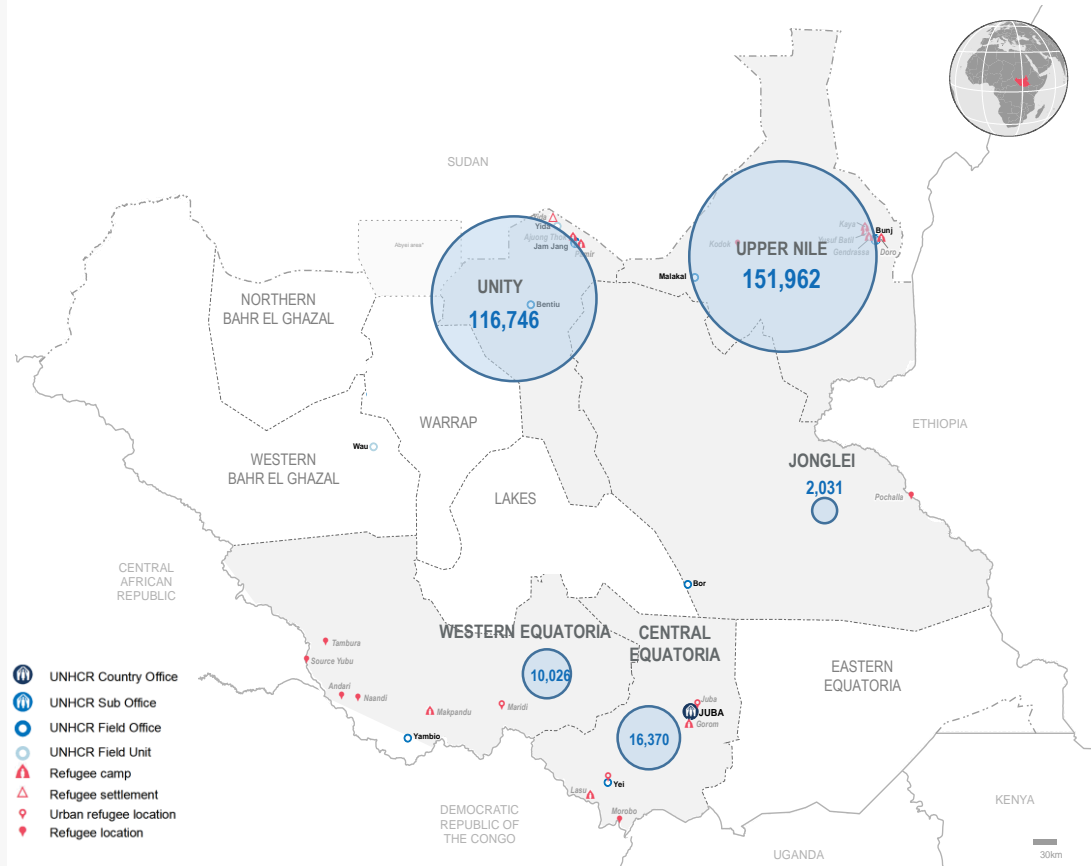
Notes: In addition to 297,135 refugees, South Sudan hosts 3,707 asylum seekers (Juba -3,663; Makpandu- 34; Maban-1; Ajuong Thok-6 ; Pamir -3).

New arrivals trends

October 2018 – October 2019



Note: In 2019 so far, a total of 8,207 newly arrived refugees were registered.



South Sudan Refugee statistics: Population by Location, Sex and Age Group

as of the 31-October-2019



State	Location	0 - 4 years			5 - 11 years			12 - 17 years			18 - 59 years			60 years +			Total			Households		
		F	M	Total	F	M	Total	F	M	Total	F	M	Total	F	M	Total	F	M	Total	F	M	Total
Upper Nile	Doro	5,561	5,810	11,371	8,106	8,593	16,699	4,994	5,122	10,116	12,226	9,352	21,578	649	530	1,179	31,536	29,407	60,943	7,624	6,012	13,636
	Kaya	2,163	2,390	4,553	2,973	3,108	6,081	1,911	1,787	3,698	5,015	3,590	8,605	474	619	1,093	12,536	11,494	24,030	2,758	2,469	5,227
	Yusuf Batil	4,415	4,576	8,991	5,872	6,177	12,049	3,726	3,694	7,420	9,381	7,406	16,787	893	1,084	1,977	24,287	22,937	47,224	4,787	4,611	9,398
	Gendrassa	1,422	1,480	2,902	2,319	2,425	4,744	1,538	1,403	2,941	3,708	2,842	6,550	329	378	707	9,316	8,528	17,844	2,134	1,819	3,953
	Kodok	3	0	3	334	326	660	189	174	363	451	373	824	38	33	71	1,015	906	1,921	327	213	540
	Total	13,564	14,256	27,820	19,604	20,629	40,233	12,358	12,180	24,538	30,781	23,563	54,344	2,383	2,644	5,027	78,690	73,272	151,962	17,630	15,124	32,754
Unity State	Ajounk Thok	3,536	3,603	7,139	4,997	5,048	10,045	3,551	3,878	7,429	7,346	5,990	13,336	319	213	532	19,749	18,732	38,481	4,714	2,891	7,605
	Pamir	3,484	3,561	7,045	4,358	4,377	8,735	2,843	2,705	5,548	6,290	3,944	10,234	279	164	443	17,254	14,751	32,005	5,073	1,959	7,032
	Yida	4,247	4,337	8,584	7,338	7,397	14,735	4,497	4,048	8,545	10,086	3,644	13,730	418	248	666	26,586	19,674	46,260	6,923	1,980	8,903
	Total	11,267	11,501	22,768	16,693	16,822	33,515	10,891	10,631	21,522	23,722	13,578	37,300	1,016	625	1,641	63,589	53,157	116,746	16,710	6,830	23,540
Central Equatoria	Gorom	202	183	385	261	282	543	163	182	345	502	546	1,048	33	13	46	1,161	1,206	2,367	367	469	836
	Juba	104	97	201	193	188	381	125	111	236	413	2,066	2,479	6	86	92	841	2,548	3,389	219	2,071	2,290
	Lasu	314	343	657	1,256	1,220	2,476	779	762	1,541	2,025	1,744	3,769	236	126	362	4,610	4,195	8,805	1,265	1,206	2,471
	Morobo	11	13	24	52	56	108	28	35	63	66	48	114	3	6	9	160	158	318	38	41	79
	Yei	109	124	233	163	206	369	124	129	253	258	349	607	15	14	29	669	822	1,491	233	311	544
Total	740	760	1,500	1,925	1,952	3,877	1,219	1,219	2,438	3,264	4,753	8,017	293	245	538	7,441	8,929	16,370	2,122	4,098	6,220	
Jonglei State	Pochalla	176	198	374	222	265	487	192	228	420	548	146	694	46	10	56	1,184	847	2,031	436	88	524
	Total	176	198	374	222	265	487	192	228	420	548	146	694	46	10	56	1,184	847	2,031	436	88	524
Western Equatoria	Andari	12	9	21	41	49	90	19	16	35	82	52	134	8	12	20	162	138	300	60	61	121
	Ezo	31	34	65	241	272	513	171	156	327	787	495	1,282	88	83	171	1,318	1,040	2,358	561	426	987
	Makpandu	442	479	921	601	566	1,167	290	276	566	1,143	1,191	2,334	63	80	143	2,539	2,592	5,131	743	1,053	1,796
	Maridi	5	2	7	30	30	60	20	21	41	45	60	105	0	2	2	100	115	215	31	52	83
	Naandi	8	6	14	38	35	73	22	28	50	52	49	101	7	9	16	127	127	254	39	45	84
	Source yubu	15	18	33	148	172	320	77	77	154	280	157	437	15	16	31	535	440	975	196	125	321
	Tambura	22	28	50	144	144	288	70	68	138	194	111	305	8	4	12	438	355	793	147	96	243
	Total	535	576	1,111	1,243	1,268	2,511	669	642	1,311	2,583	2,115	4,698	189	206	395	5,219	4,807	10,026	1,777	1,858	3,635
Grand total		26,282	27,291	53,573	39,687	40,936	80,623	25,329	24,900	50,229	60,898	44,155	105,053	3,927	3,730	7,657	156,123	141,012	297,135	38,675	27,998	66,673

Asylum Seekers Population by Country of Origin, Sex and Age Group in South Sudan



as of the 31-October-2019

Country of Origin	Location	Principal Applicants			Persons																	
		Total Cases	Female headed		0 - 4 years			5 - 11 years			12 - 17 years			18 - 59 years			60 years +			Total		
			Cases	%	F	M	T	F	M	T	F	M	T	F	M	T	F	M	T	F	M	T
BURUNDI	Juba	738	19	3%	17	14	31	9	9	18	3	4	7	68	720	788	0	0	0	97	747	844
	Total	738	19	3%	17	14	31	9	9	18	3	4	7	68	720	788	-	-	-	97	747	844
CHAD	Juba	2	-	0%	-	-	-	-	-	-	-	-	-	-	2	2	-	-	-	-	2	2
	Total	2	-	3%	-	-	-	-	-	-	-	-	-	-	-	-	-	-	-	-	2	2
CAMEROON	Juba	2	-	0%	-	-	-	-	-	-	-	-	-	-	2	2	-	-	-	-	2	2
	Makpandu	1	-	0%	-	-	-	-	-	-	-	-	-	-	1	1	-	-	-	-	1	1
	Total	3	-	0%	-	-	-	-	-	-	-	-	-	-	3	3	-	-	-	-	3	3
ERITREA	Juba	1,884	353	18%	102	136	238	36	40	76	1	9	10	527	1,508	2,035	6	53	59	672	1,746	2,418
	Makpandu	19	-	0%	-	3	3	-	3	3	-	-	-	2	19	21	-	-	-	2	25	27
	Total	1,903	353	19%	102	139	241	36	43	79	1	9	10	529	1,527	2,056	6	53	59	674	1,771	2,445
ETHIOPIA	Doro	1	-	0%	-	-	-	-	-	-	-	-	-	-	1	1	-	-	-	-	1	1
	Juba	253	55	18%	12	18	30	7	4	11	1	-	1	105	197	302	-	2	2	125	221	346
	Makpandu	5	-	0%	-	-	-	-	-	-	-	-	-	-	5	5	-	-	-	-	5	5
	Ajoung Thok	1	1	100%	-	1	1	-	1	1	-	-	-	2	2	4	-	-	-	2	4	6
	Total	260	56	22%	12	19	31	7	5	12	1	-	1	107	205	312	-	2	2	127	231	358
SOMALIA	Juba	31	1	3%	-	-	-	-	-	-	-	-	-	1	30	31	-	-	-	1	30	31
	Makpandu	1	-	0%	-	-	-	-	-	-	-	-	-	-	1	1	-	-	-	-	1	1
	Total	32	1	3%	-	-	-	-	-	-	-	-	-	1	31	32	-	-	-	1	31	32
SUDAN	Juba	7	-	0%	-	1	1	-	-	-	-	-	-	1	5	6	-	2	2	1	8	9
	Pamir	-	-	0%	-	-	-	-	-	-	-	-	-	-	3	3	-	-	-	-	3	3
	Total	7	-	0%	-	1	1	-	-	-	-	-	-	1	8	9	-	2	2	1	11	12
SYRIA UGANDA DRC Yemen	Juba	1	-	0%	-	-	-	-	-	-	-	-	-	-	1	1	-	-	-	-	1	1
	Juba	1	-	0%	-	-	-	-	-	-	-	-	-	-	1	1	-	-	-	-	1	1
	Juba	4	-	0%	2	-	2	-	-	-	-	-	-	1	4	5	-	-	-	3	4	7
	Juba	2	-	0%	-	-	-	-	-	-	-	-	-	-	2	2	-	-	-	-	2	2
	Total	8	-	0%	2	-	2	-	-	-	-	-	-	1	8	9	-	-	-	3	8	11
Grand Total		2,953	429	14.53%	133	173	306	52	57	109	5	13	18	707	2,502	3,209	6	57	63	903	2,804	3,707