

Somalia

1 - 30 November 2019

In November, 43,000 new internal displacements were monitored by the UNHCR-led Protection and Returns Monitoring Network (PRMN). Of the 709,000 new displacements monitored year-to-date, drivers include conflict and insecurity (183,000), drought-related (142,000), floods (369,000) and other reasons (15,000).

During November, the main driver for new displacement was floods(29,000) affecting mainly Hiraan region. Ongoing military operations (7,000) continue to lead to new displacement within and from Lower Shabelle.



35,582

refugees & asylum-seekers

As of the reporting month, there were 35,582 refugees and asylum-seekers registered in Somalia, mainly from Ethiopia (17,446 asylum seekers and 4,259 refugees) and Yemen (50 asylum seekers and 13,209 refugees). 618 persons were from other countries including Syria (264), Tanzania (121), Eritrea (105) among others.

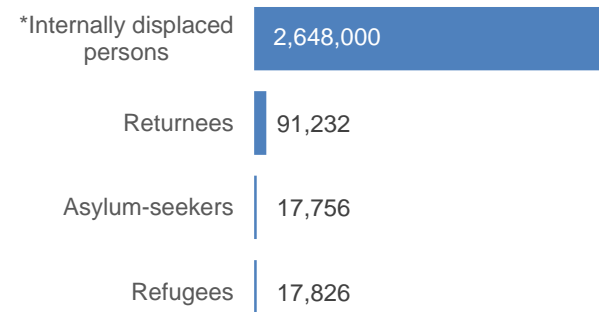


91,232

refugee returnees (2014 - 2019)

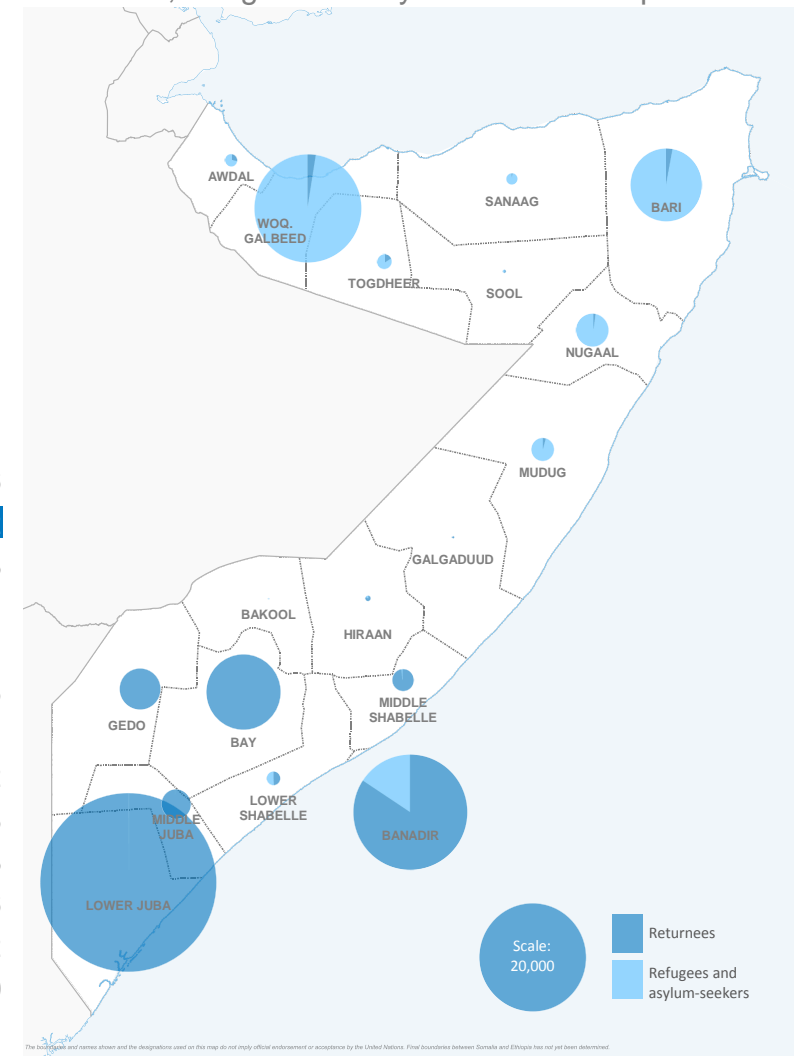
Since December 2014, 91,232 Somali refugees have voluntarily returned to Somalia with UNHCR assistance from different countries of asylum including Kenya, Yemen, Djibouti, Libya, Sudan and Eritrea. In addition, some 38,000 Somalis were monitored as arriving from Yemen since March 2015.

Population of concern



*Estimated internally displaced persons as of 31 July 2018 (Source: Information Management Working Group)

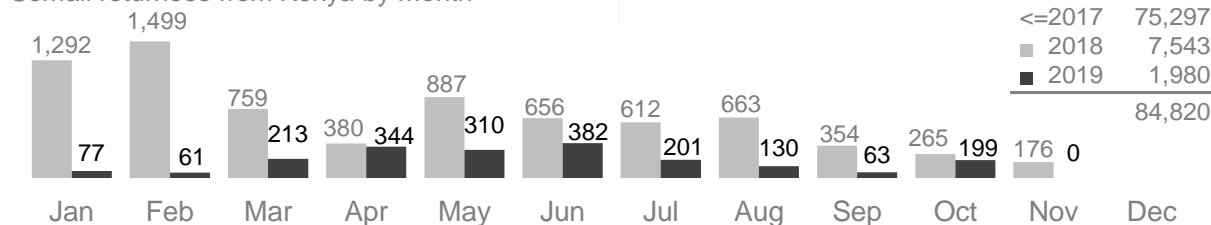
Returnees, refugee and asylum seekers map



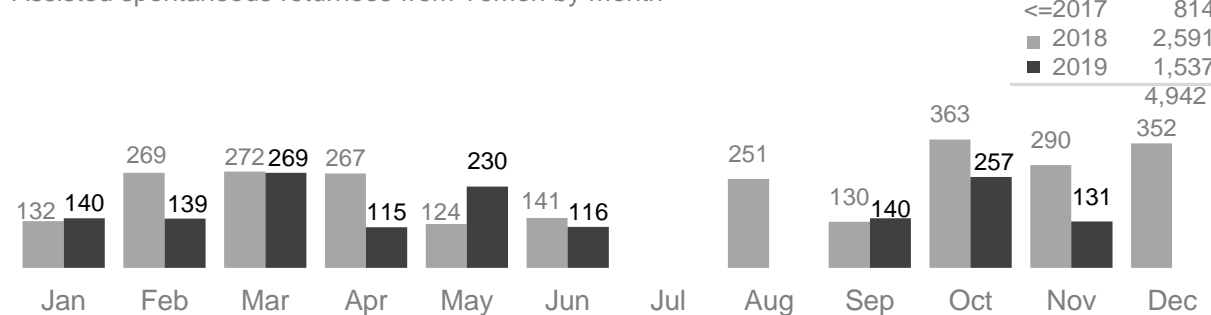
Region	Ethiopia	Yemen	Other
Woq. Galbeed	12,758	6,313	412
Bari	6,011	2,747	30
Nugaal	1,639	224	4
Mudug	872	11	0
Togdheer	203	111	28
Sanaag	166	70	0
Awdal	25	173	8
Banadir	16	3,402	135
Sool	1	9	0
Middle Shabelle	0	13	0
Lower Shabelle	0	172	1
Lower Juba	0	11	0
Other	14	3	0
TOTAL	21,705	13,259	618

Region	Kenya	Yemen	Other
Lower Juba	54,372	14	126
Banadir	15,395	3,791	832
Bay	9,577	79	3
Gedo	2,922	2	31
Middle Juba	1,539	0	1
Middle Shabelle	798	31	25
Lower Shabelle	104	59	1
Hiraan	42	5	22
Woq. Galbeed	18	483	208
Galgaduud	15	0	3
Nugaal	13	26	16
Other	25	452	202
TOTAL	84,820	4,942	1,470

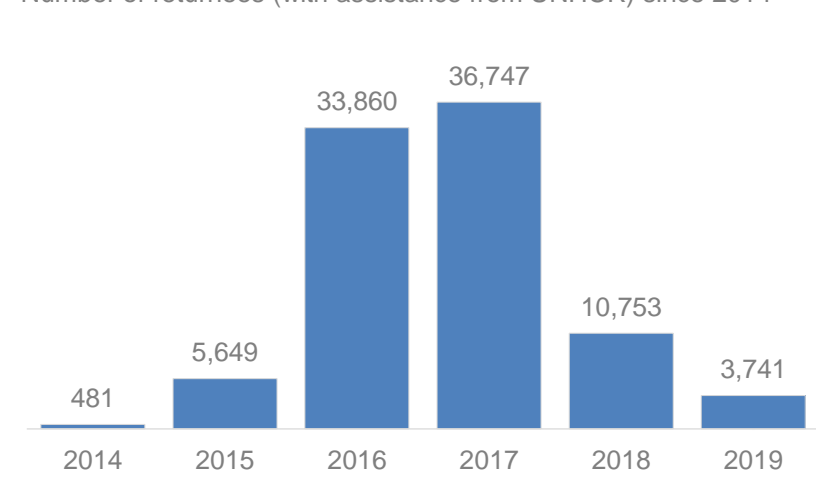
Somali returnees from Kenya by month



Assisted spontaneous returnees from Yemen by month



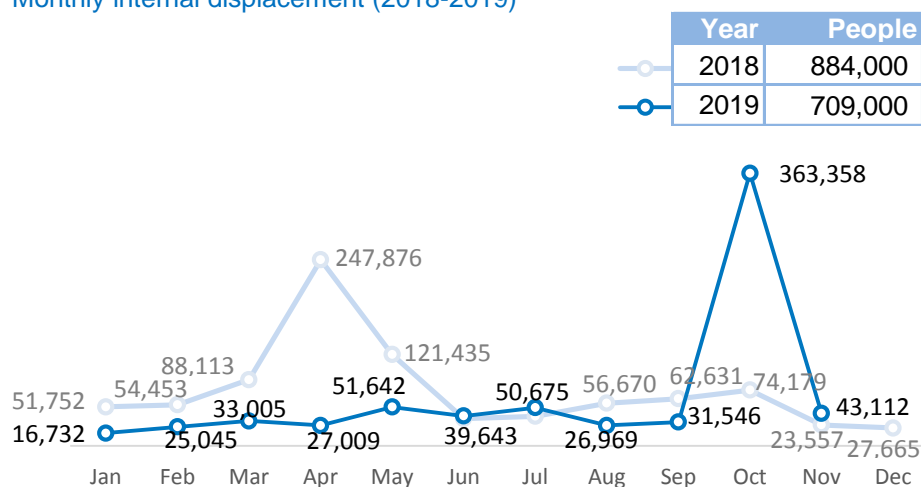
Number of returnees (with assistance from UNHCR) since 2014



Somalia Internal DISPLACEMENT

Displacements monitored by UNHCR Protection and Return Monitoring Network (PRMN)

Monthly internal displacement (2018-2019)



2019 displacement reasons

Flood	369,000
Conflict/Insecurity	183,000
Drought related	142,000
Other	15,000
Total	709,000

2019 top arrival regions

Hiraan	262,000
Banadir	103,000
Gedo	76,000
Bay	45,000
Middle Shabelle	40,000
Bakool	37,000
Lower Juba	19,000
Sanaag	19,000
Other	108,000
Total	709,000

November 2019 displacement reasons

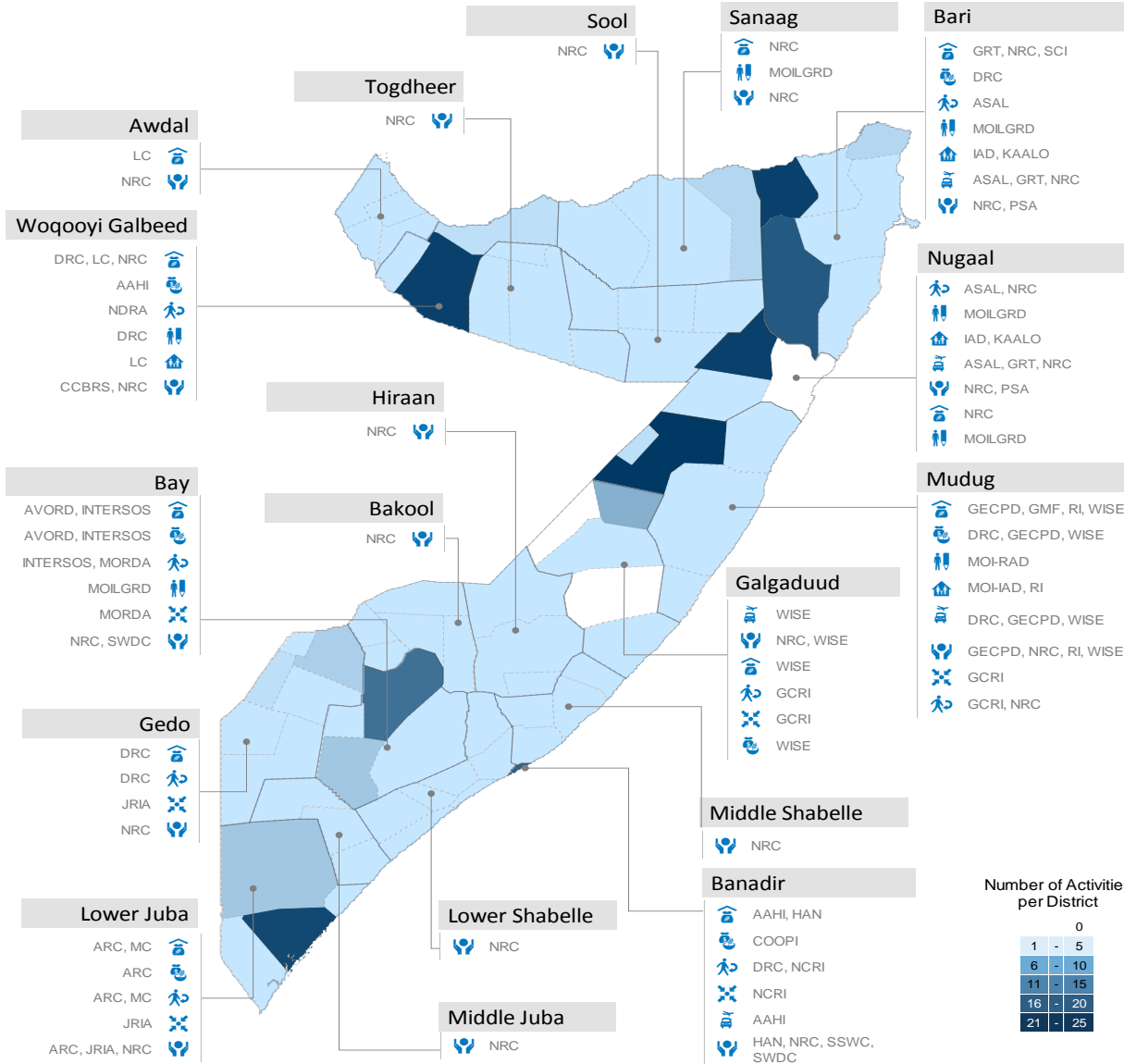
Flood	29,000
Conflict/Insecurity	7,000
Drought related	6,000
Other	1,000
Total	43,000

November 2019 top arrival regions

Hiraan	19,000
Banadir	6,000
Gedo	3,000
Sanaag	2,000
Galgaduud	2,000
Lower Juba	2,000
Bakool	2,000
Bari	2,000
Other	5,000
Total	43,000

Somalia

UNHCR 3W map



Number of activities by region and category

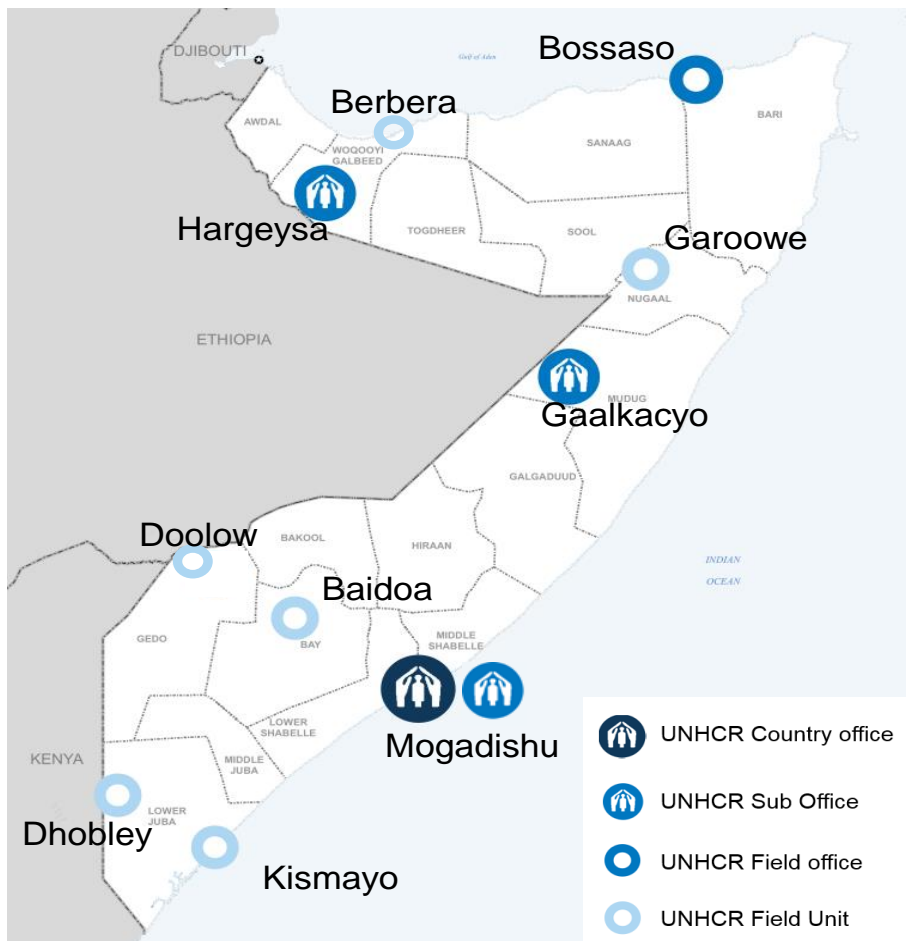
Region	Category 1	Category 2	Category 3	Category 4	Category 5	Category 6	Category 7	Category 8
Awdal	1							3
Bakool								5
Banadir	7	3	1			1	1	5
Bari	9	4	1	9	4		4	16
Bay	9	3	1			1		9
Galgaduud							1	9
Gedo	1		1			2		6
Hiraan								3
Juba Dhexe								3
Juba Hoose	11	2	1			2		12
Mudug	6	2		2	3		3	12
Nugaal	4	2	2	2	4		2	7
Sanaag	1			1				3
Shabelle Dhexe								4
Shabelle Hoose								7
Sool								4
Togdheer								4
Woqooyi Galbeed	6	2	2	1	3			11

Category	Sub-Category
BASIC NEEDS AND ESSENTIAL SERVICES	Water, Transport, Cash Grants, Core Relief Items, Education, Health
LEADERSHIP, COORDINATION AND PARTNERSHIPS	Cluster Coordination - Protection, Shelter, CCCM
LOGISTICS AND OPERATIONS SUPPORT	PDM, Warehouse Management, Transport
FAVOURABLE PROTECTION ENVIRONMENT	Facility Rehabilitation, Equipment, Peaceful Coexistence
FAIR PROTECTION PROCESSES AND DOCUMENTATION	Registration, Profiling, Civil Documentation
DURABLE SOLUTIONS	Return Assistance, Transit Center, Counseling
SECURITY FROM VIOLENCE AND EXPLOITATION	Legal Protection, SGBV Prevention & Response, Material Assistance, PRMN
COMMUNITY EMPOWERMENT, SELF RELIANCE AND SELF MANAGEMENT	Cash Grants, Employment, Business, Vocational Training

UNHCR Presence

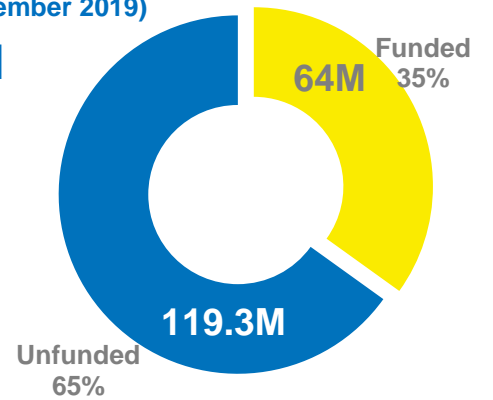
Staff
109 National Staff
46 International Staff
23 Affiliate Workforce

Offices
1 Country Office in Mogadishu
3 Sub-Offices in Gaalkacyo, Hargeysa and Mogadishu
1 Field Office in Bossaso
6 Field Units in Baidoa, Dhobley, Garoowe, Kismayo, Berbera and Doolow
1 Support Office in Nairobi



Funding (as of 30 November 2019)

USD 183.3 M requested for Somalia



UNEARMARKED CONTRIBUTIONS | USD

Sweden 99.8 million | Norway 44.5 million | Netherlands 37.5 million | Private donors Spain 67.8 million | United Kingdom 44.6 million | Germany 26.7 million | Denmark 24.4 million | Private donors Republic of Korea 34.4 million | Switzerland 15.1 million | France 14 million | Private donors Japan 20.4 million | Ireland 10.2 million

Algeria | Argentina | Australia | Austria | Azerbaijan | Belgium | Canada | Costa Rica | Estonia | Iceland | Indonesia | Kuwait | Malta | Monaco | Montenegro | New Zealand | Peru | Philippines | Qatar | Republic of Korea | Russian Federation | Saudi Arabia | Serbia | Singapore | Slovakia | Sri Lanka | Thailand | United Arab Emirates | Uruguay | Private donors

OTHER SOFTLY EARMARKED CONTRIBUTIONS | USD

United States of America 27.8 million | Germany 7.1 million | Canada 6.8 million | Private donors Australia 12.5 million | Private donors Republic of Korea 2.4 million

Contact

Johann Siffointe, Representative, Somalia
siffoint@unhcr.org, Cell: +252 616 141 315, Cell: +254 731 688 141

Links

[Somalia: Global Focus](#) - [Somalia: Information sharing portal](#) - [UNHCR Somalia](#) - [@UNHCRSom](#) - [Facebook: UNHCR Somalia](#) - [Somalia internal displacement](#)

UNHCR is grateful for the generous contributions of donors who have directly contributed to the UNHCR Somalia operation in 2019

