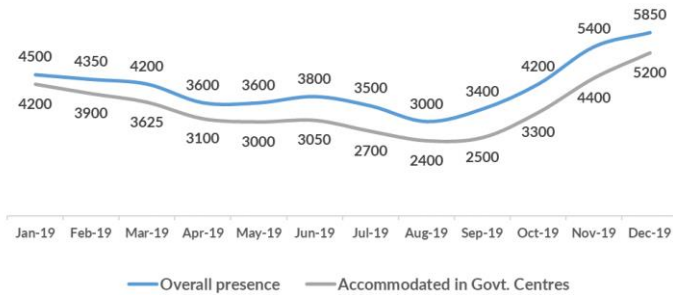


Serbia

December 2019

Asylum-seekers and migrants - presence and shelter



*To see Site Profiles, please click on the above map

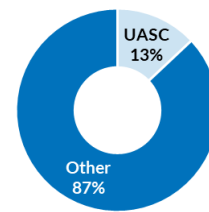
Total (observed) arrivals - December: **1,713** ↓
Total (observed) arrivals - November: **3,871**

Total (observed) arrivals of unaccompanied/separated children - December: **254** ↓
Total (observed) arrivals of unaccompanied/separated children - November: **431**

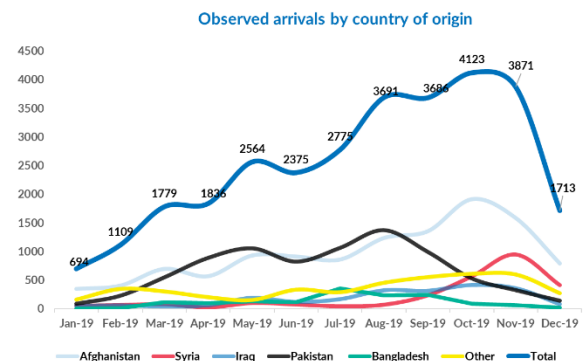
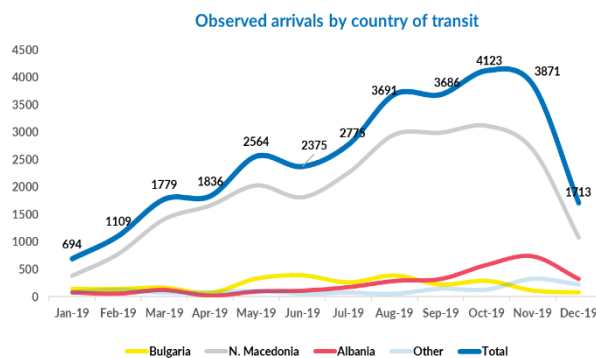
Total occupancy of government centres - end December: **5,199** ↑
Total occupancy of government centres - end November: **4,398**

Total presence of refugees/migrants/asylum-seekers - end December: **5,833** ↑
Total presence of refugees/migrants/asylum-seekers - end November: **5,362**

UASC among total observed arrivals
January-December 2019



Observed new arrivals - demographics and country of transit



Asylum processing

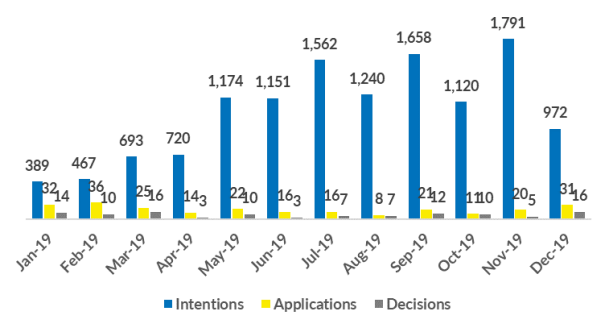
Intentions to seek asylum - December: **972** ↓
Intentions to seek asylum - November: **1,791**

Applications for asylum submitted - December: **31** ↑
Applications for asylum submitted - November: **20**

Substantive decisions - December: **16** ↑
Substantive decisions - November: **5**

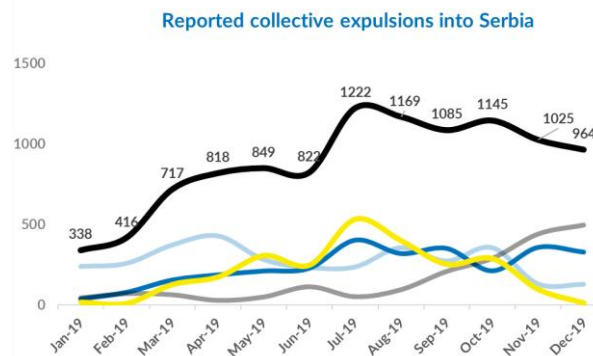
Positive decisions - December: **2** ↑
Positive decisions - November: **1**

Asylum intentions/applications/decisions



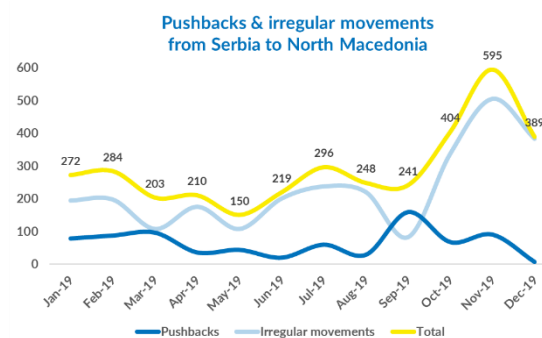
Reported pushbacks into Serbia

Collective expulsions from Hungary - December:	328
Collective expulsions from Hungary - November:	357
Collective expulsion from Croatia - December:	130
Collective expulsions from Croatia - November:	133
Collective expulsions from Romania - December:	495
Collective expulsions from Romania - November:	439
Collective expulsions from BiH - December:	11
Collective expulsions from BiH - November:	96

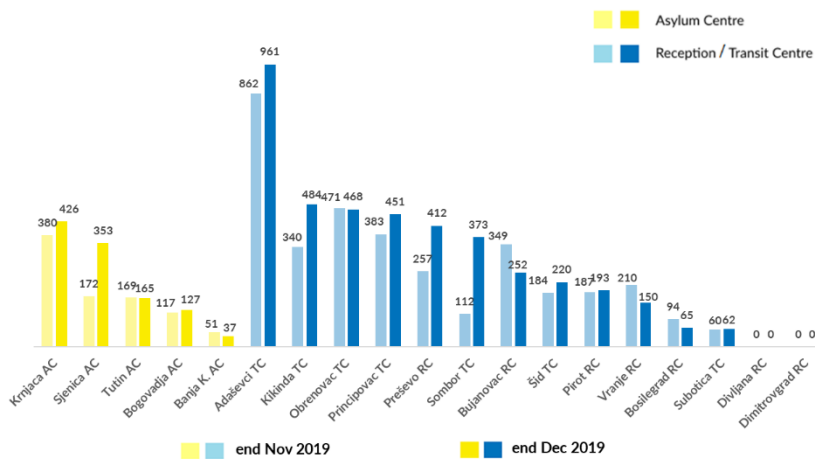


Reported movements from Serbia to North Macedonia

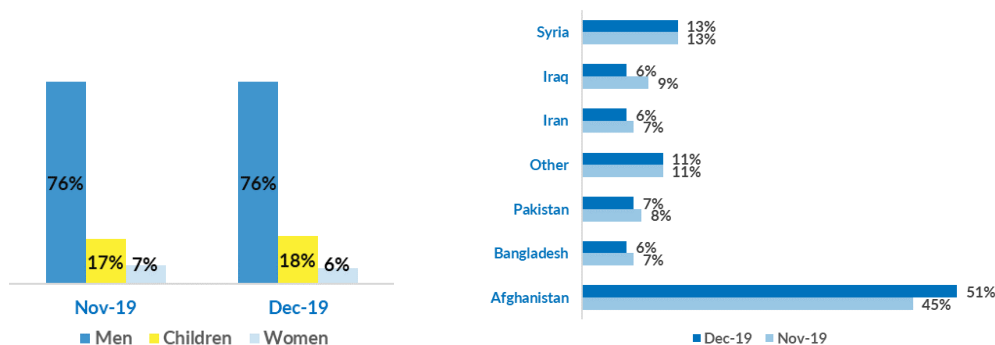
Irregular movements to N. Macedonia - December:	383
Irregular movements to N. Macedonia - November:	505
Pushbacks to N. Macedonia - December:	6
Pushbacks to N. Macedonia - November:	90



Occupancy of Asylum and Reception/Transit Centres



Profile of asylum-seekers/migrants



Asylum statistics are provided by the Ministry of Interior and government centres statistics by SCRM. Other information is based on findings of UNHCR staff and partners. If you use this content, please refer to UNHCR as source.