

SPAIN ASYLUM APPLICATIONS

Q1 - Q4 (1 Jan - 31 Dec 2019)

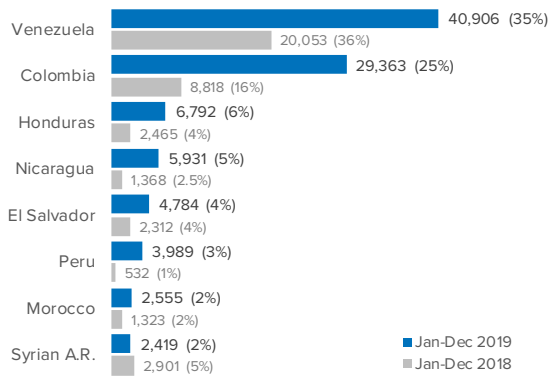


118,264 Asylum app. ↑ 112% Dif. 2018

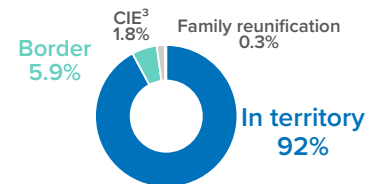
5.2% Recognition rate
71% Protection rate¹

133,015 Pending app.²

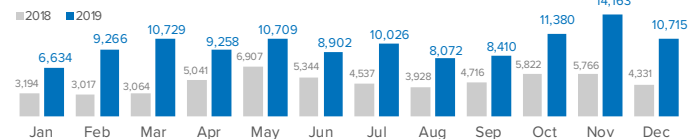
Most common nationalities of asylum applications



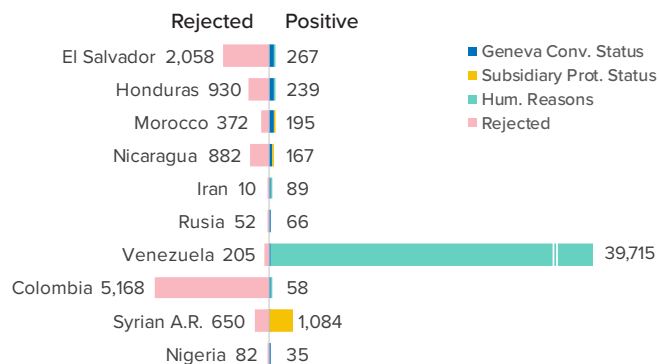
Asylum applications by place of submission



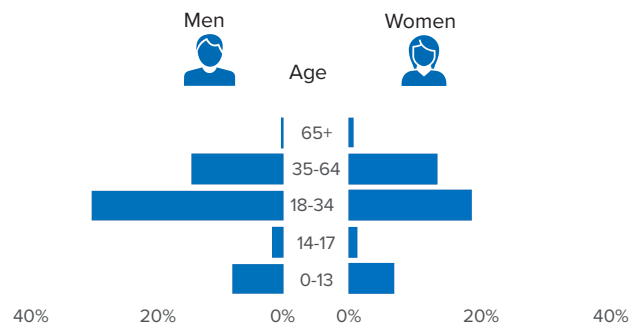
Asylum applications per month



Decisions on asylum applications by nationality: 60,198



Number of asylum applications by gender/age²



Source: Asylum and Refugee Office - Mol provisional figures.

¹Protection rate: includes refugee status (incl. subsidiary protection) and humanitarian status.

²Eurostat: Jan-Dec 2019

³CIE: Detention centre for foreigners