



Ministry of Labour Syrian Refugee Unit -- Monthly Progress Report

Syrian Refugee Unit Work Permit Progress Report June 2019

Timeframe	Report includes data gathered through June 30, 2019
Report compiled by	Syrian Refugee Unit at the Ministry of Labour
Date submitted	10/7/2019

Introduction

This report was compiled by the Ministry of Labour's (MOL) Syrian Refugee Unit (SRU) and will provide the following:

- Total work permits issued to Syrian refugees.
- Disaggregation of work permits data by gender, type of permit, and location.
- Camp-specific work permits issuances.

January 1, 2016 to June 30, 2019	146,178 permits issued
June, 2019	1,416 permits issued
January 1, 2019 to June 30, 2019	17,024 permits issued
<i>Of which issued from camps February 2017 to June 30, 2019</i>	31,469 permits issued



Ministry of Labour Syrian Refugee Unit -- Monthly Progress Report

Highlights

- **1,416** WP's were issued in May 2019, this critical decrease is related to the MOL instructions regarding the formalizing for all migrant workers in labour market, hence, affected partially the new issuance of work permits for Syrian refugees, this issue is temporary and we are working on the facilitation process.
- During June 2019, **289** flexible WP's were issued in the construction sector under the umbrella of the General Federation of Jordanian Trade Unions (GFJTU), with total of **23,969** WP's.
- **484** flexible WP's were issued in June 2019 in the agriculture sector under the umbrella of the cooperatives, with total of **52,525** WP's.
- The eighth Grace Period for Syrian refugees Work Permits valid until 31 December 2019.
- Following the Council of Ministers approval on the automatic renewal of Syrians work Permits issued in 10/1/2019, related mechanism and procedures for work permits renewal are currently under development.



Ministry of Labour Syrian Refugee Unit -- Monthly Progress Report

Analysis

- **Work Permit Issuances by Gender**

Period	Male	Female	Total
January 1, 2016 to June 30, 2019	139,418 (95.4%)	6,760 (4.6%)	146,178
June, 2019	1,332 (94%)	84 (6%)	1,416
January 1, 2019 to June 30, 2019	15,880 (93%)	1,144 (7 %)	17,024

- **Work Permit Issuances by Type**

Type	June 2019	Acc / 2019
First-Time Issuance	49	3,506
Renewal	1,216	8,999
Change of Workplace	87	3,026
Social Security Purposes ¹	27	288
Recruitment ²	0	0
Temporary Permits ³	6	688
Retroactively	31	517

¹For purposes of collecting the social security entitlements, work permits may be renewed.

² Recruitment involves hiring non-Jordanian workers while they are still in their country of origin and bringing them to Jordan for work.

³Based on new instructions and a circular related to employment for cash-for-work projects, short-term work permits were introduced.



Ministry of Labour Syrian Refugee Unit -- Monthly Progress Report

• Work Permit Issuances by Governorate

Governorate	# w p June 2019	# w p Acc 2019	Governorate	# w p June 2019	# w p Acc 2019
Amman	557	6,421	Karak	24	210
Madaba	12	138	Ma'an	17	72
Irbid	323	4,443	Zarqa	293	3,915
Jerash	102	1,135	Ma'raq	54	344
Ajloun	2	29	Tafila	5	66
Balqa	27	250	Aqaba	0	1
June 2019	1,416				
Acc 2019	17,024				

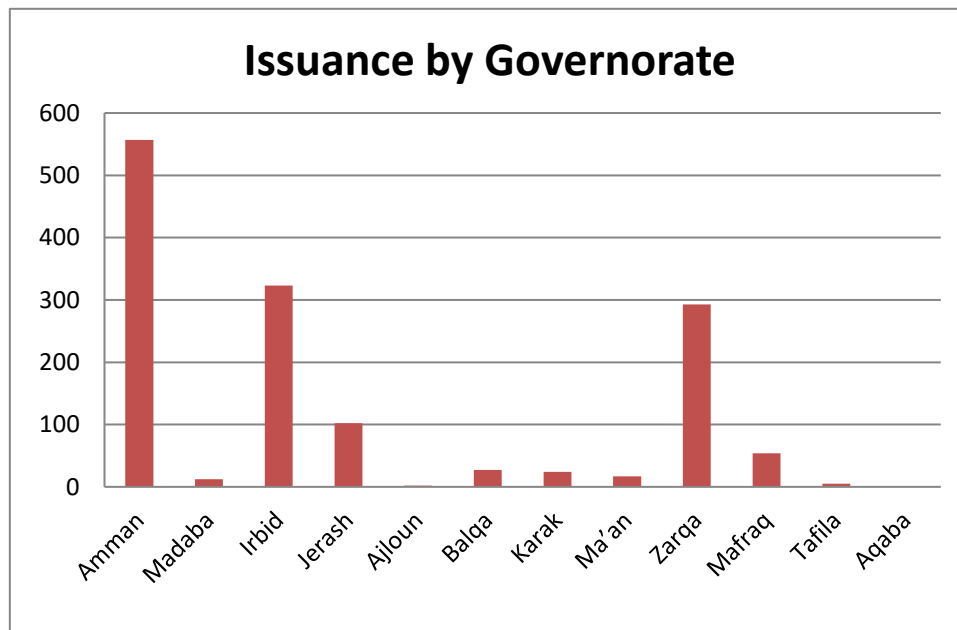


Figure 1: Work Permit Issuances by Governorate June 2019.



Ministry of Labour Syrian Refugee Unit -- Monthly Progress Report

- Work Permits June 2019 by Economic Activity, comparing with June 2018.**

Economic Activity/Field	June -2018	%	June -2019	%	change
Agriculture, forestry, and fishing	615	26.6%	459	32.4%	-156
Mining and quarrying	6	0.3%	1	0.1%	-5
Manufacturing	263	11.4%	283	20.0%	20
Electricity, gas, steam and air conditioning	0	0.0%	0	0.0%	0
Water supply, sewage, waste management activities	0	0.0%	0	0.0%	0
Construction	996	43.1%	247	17.4%	-749
Wholesale and retail trade; repair of motor vehicles	151	6.5%	180	12.7%	29
Transportation and storage	5	0.2%	9	0.6%	4
Hospitality and food service activities	128	5.5%	146	10.3%	18
Information and communication	4	0.2%	2	0.1%	-2
Financial and insurance activities	0	0.0%	0	0.0%	0
Real estate activities	0	0.0%	0	0.0%	0



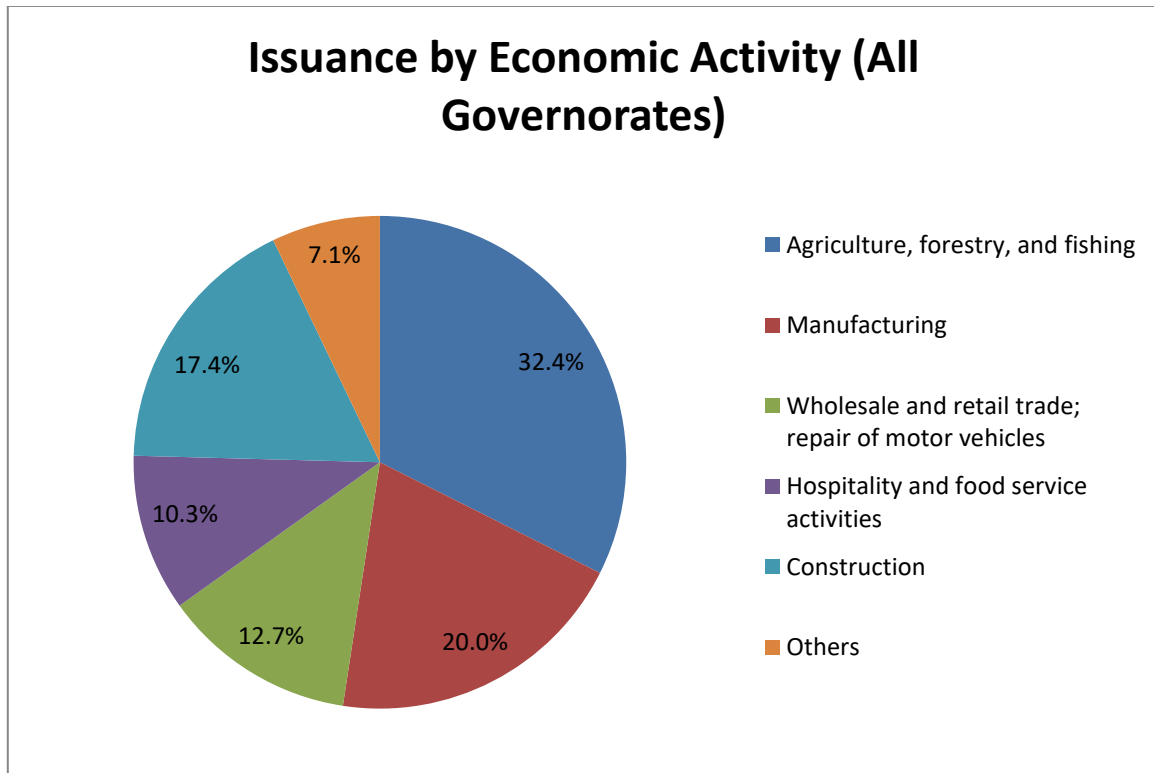
Ministry of Labour Syrian Refugee Unit -- Monthly Progress Report

Professional, scientific and technical activities	2	0.1%	4	0.3%	2
Administrative and support service activities	6	0.3%	5	0.4%	-1
Public administration and defense; compulsory social	79	3.4%	31	2.2%	-48
Education	5	0.2%	6	0.4%	1
Human health and social work activities	9	0.4%	4	0.3%	-5
Arts, entertainment and recreation	0	0.0%	0	0.0%	0
Other service activities	19	0.8%	17	1.2%	-2
Activities of households as employers; undifferentiated goods and services-producing activities of households for own use.	20	0.9%	8	0.6%	-12
Activities of extraterritorial organizations and bodies	2	0.1%	14	1.0%	12
Total	2,310	100.0%	1,416	100.0%	-894

Work Permit Issuances by Economic Activity, June 2019 comparing with, June 2018



Ministry of Labour Syrian Refugee Unit -- Monthly Progress Report



• **Figure 2: Work Permit Issuances by Economic Activity, June 2019.**



Ministry of Labour Syrian Refugee Unit -- Monthly Progress Report

- Work Permit Issuances by Camp acc up to 30/06/2019.**

Camp	Work Permits Issued
Za'atari Camp	20,745
Azraq Camp	9,439
Cyber Camp	71
Mreijeb Camp	1,158
Unknown or Old Record	56
Total	31,469

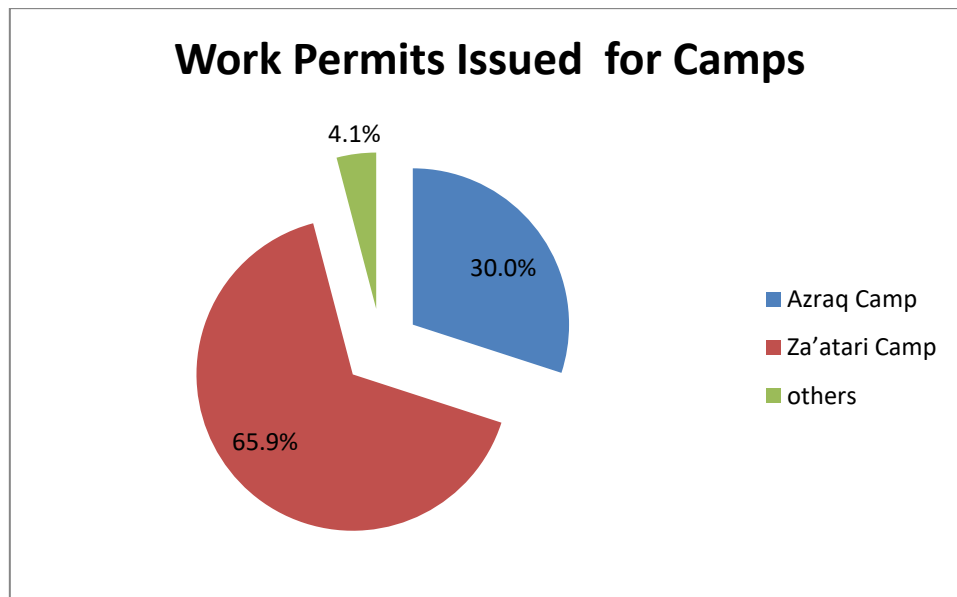


Figure3: Work Permit Issuances by Camp (1/2/2017 to 30/06/2019)