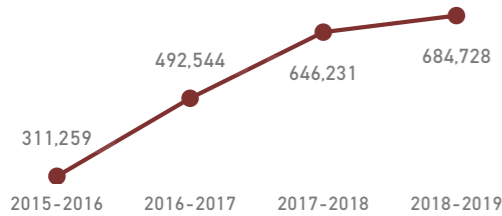


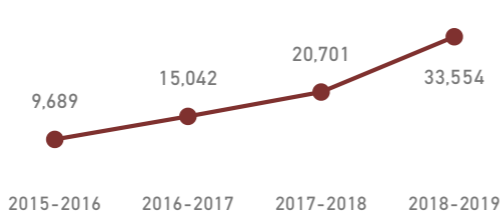


## STATISTICS OF EDUCATION OPPURTUNITIES PROVIDED TO SYRIAN STUDENTS UNDER TEMPORARY PROTECTION

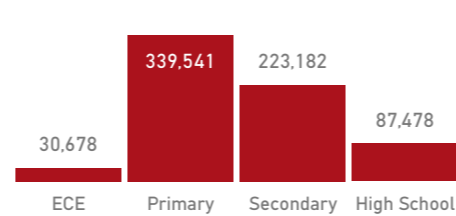
### Enrolment in Formal Education



### Enrolment in Higher Education



### Breakdown by Level of Education



## OBJECTIVE 1: INCREASE ACCESS TO FORMAL, NON-FORMAL AND INFORMAL EDUCATION PROGRAMMES

# 53,765

# of children enrolled in all forms of early childhood education

91%

# 684,728

# of children enrolled in formal education

98%

# 24,848

# of children provided with accredited non-formal education

27%

73%

# 4,115

# of students participating in higher education preparation programmes

73%

27%

# 2,413

# of students receiving higher education scholarships

78%

22%

# 9,014

# of adults enrolled in Turkish language programmes

88%

## OBJECTIVE 1: ADDRESSING ECONOMIC BARRIERS TO FACILITATE EDUCATIONAL PARTICIPATION

# 562,536

# of children benefiting from conditional cash transfer for education

100%

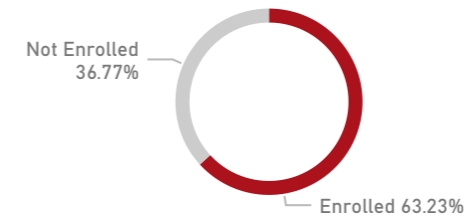
# 11,974

# of refugee children provided with transportation to school education

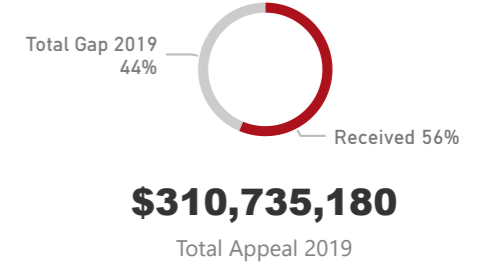
100%

## SECTOR STATISTICS

### Gross Enrolment Rate for Formal Education



### Education 3RP Funding Figures as of Q4



## OBJECTIVE 2: ENHANCE THE QUALITY OF EDUCATION OPPORTUNITIES

# 12,593

# of teachers and education personnel provided with incentives

100%

### SUPPORTING ACTIVITIES TO

### ENHANCE ACCESS TO EDUCATION AND IMPROVE EDUCATIONAL QUALITY

# 54,640

# of persons provided with information on education opportunities

Legend

● % of 3RP Progress ● % of Gap against 3RP Targets

Sources: MoNE, ActivityInfo, Education Sector