

Total Active Registered Persons Of Concern 746,029



622,277

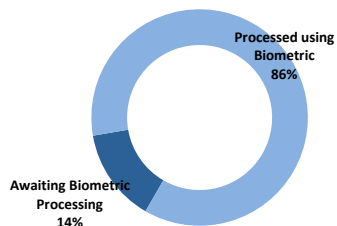
83.4%



123,752

16.6%

Biometric Statistics (IRIS)



Standard Age and Gender								
Age	0-4	5-11	12-17	18-35	36-59	60+	Total	%
Female	49,175	72,947	48,932	107,200	69,431	19,526	367,211	49.2%
Male	51,794	77,438	51,388	115,832	67,329	15,037	378,818	50.8%
Total	100,969	150,385	100,320	223,032	136,760	34,563	746,029	100%
	13.5%	20.2%	13.4%	29.9%	18.3%	4.6%		

Origion Country*		
SYR	655,565	87.9%
IRQ	67,157	9.0%
YEM	14,801	2.0%
SUD	6,088	0.8%
SOM	746	0.1%
Other**	1,672	0.2%

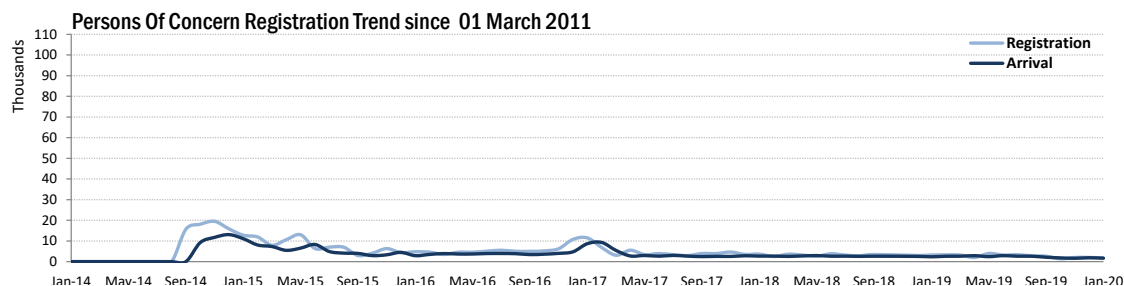
Specific Needs		
Serious medical condition	71,418	9.6%
Specific legal and physical protection needs	35,780	4.8%
Child at risk	34,154	4.6%
Disability	28,981	3.9%
Single parent	19,091	2.6%
Woman at risk	15,986	2.1%
Older person at risk	7,103	1.0%
Unaccompanied or separated child	2,659	0.4%
Individuals with Specific Needs	153,545	20.6%
Total	215,172	28.8%

* An individual can have more than one specific need

Arrivals		
Pre-2011	26,576	3.6%
2011	24,507	3.3%
2012	154,266	20.7%
2013	258,383	34.6%
2014	77,994	10.5%
2015	25,264	3.4%
2016	34,179	4.6%
2017	10,854	1.5%
2018	10,561	1.4%
2019	1,796	0.2%
2020	34	0.0%

* The new arrivals excludes newborn babies who will be represented under the registration trend.

Registration Trend		
2011	10,988	0.9%
2012	134,990	11.5%
2013	675,234	57.7%
2014	145,744	12.5%
2015	55,248	4.7%
2016	67,721	5.8%
2017	41,339	3.5%
2018	38,822	3.3%
2019	24,010	2.1%
2020	2,487	0.2%

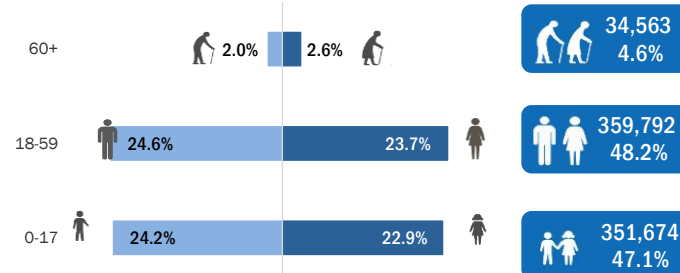


* Total nationalities represented in this report equal to 57 nationality.

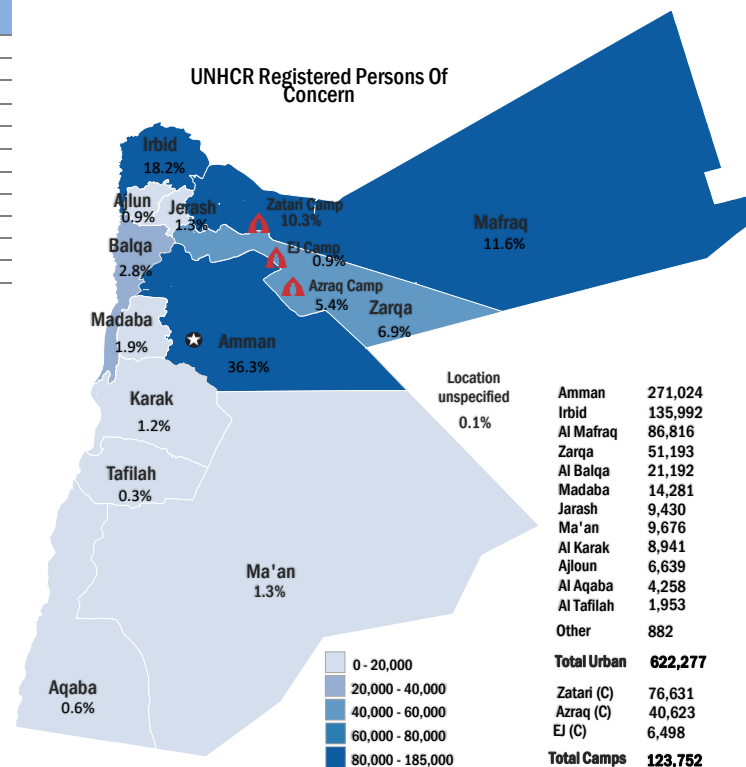
** Other nationalities include among others (ARE,LBY,LEB,ETH, RUS...)

UNHCR Jordan

Age-Gender Breakdown



UNHCR Registered Persons Of Concern



* Coloured map only reflects refugees living outside camps.