

Total Active Registered Persons Of Concern **23,307**



23,300

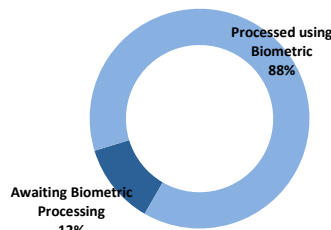
100.0%



7

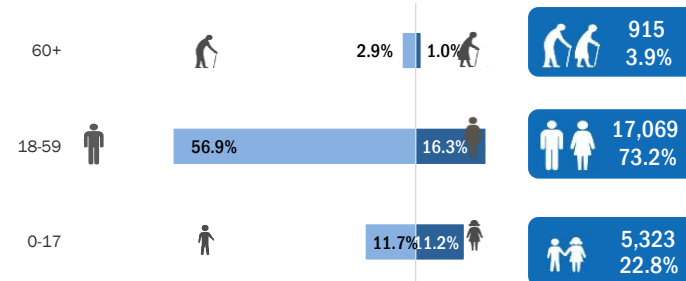
0.0%

Biometric Statistics (IRIS)



UNHCR Jordan

Age-Gender Breakdown



Standard Age and Gender

Age	0-4	5-11	12-17	18-35	36-59	60+	Total	%
Female	979	999	627	2,480	1,317	239	6,641	28.5%
Male	989	1,021	708	8,717	4,555	676	16,666	71.5%
Total	1,968	2,020	1,335	11,197	5,872	915	23,307	100%
	8.4%	8.7%	5.7%	48.0%	25.2%	3.9%		

Origion Country

YEM	14,801	63.5%
SUD	6,088	26.1%
SOM	746	3.2%
Other*	1,672	7.2%

Specific Needs

Serious medical condition	2,771	11.9%
Disability	1,234	5.3%
Specific legal and physical protection needs	874	3.7%
Woman at risk	599	2.6%
Child at risk	331	1.4%
Single parent	282	1.2%
Older person at risk	116	0.5%
Unaccompanied or separated child	84	0.4%
Individuals with Specific Needs	4,348	18.7%
Total	6,291	27.0%

* An individual can have more than one specific need

Arrivals**

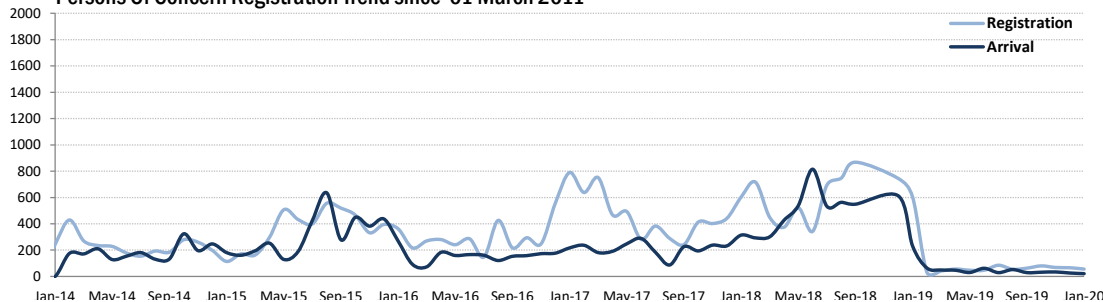
Pre-2011	1,708	7.3%
2011	647	2.8%
2012	1,256	5.4%
2013	2,671	11.5%
2014	2,154	9.2%
2015	3,672	15.8%
2016	1,670	7.2%
2017	2,301	9.9%
2018	5,454	23.4%
2019	43	0.2%
2020	0	0.0%

** The new arrivals excludes newborn babies who will be represented under the registration trend.

Registration Trend

2011	857	3.0%
2012	694	2.4%
2013	2,419	8.5%
2014	2,851	10.0%
2015	4,353	15.3%
2016	3,544	12.5%
2017	5,591	19.7%
2018	8,066	28.4%
2019	1,241	4.4%
2020	71	0.3%

Persons Of Concern Registration Trend since 01 March 2011



* Other nationalities include among others (ARE,LBY,LEB,ETH,RUS...)

**The new arrivals excludes newborn babies who will be represented under the registration trend.

DAG Jordan

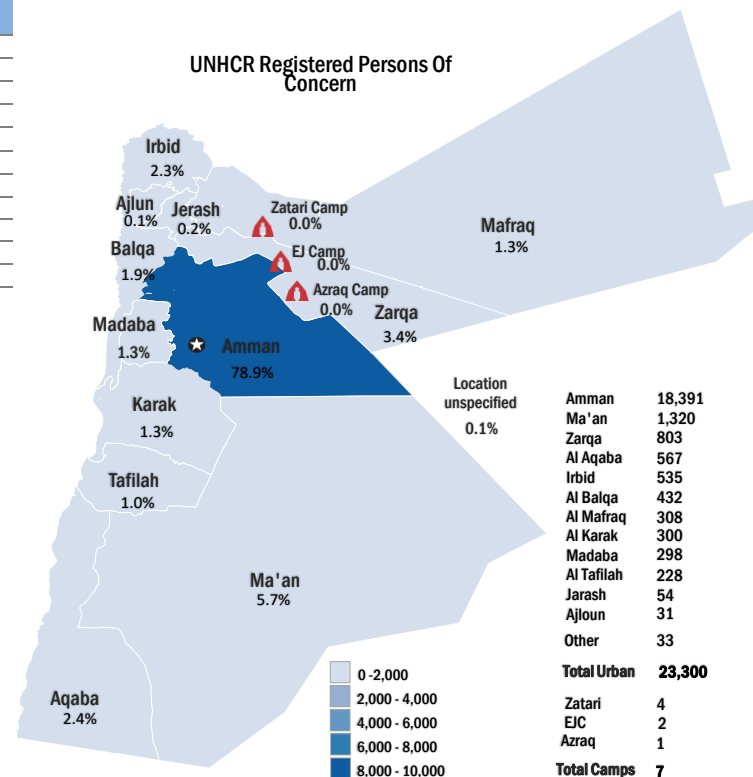
Interagency Portal: <http://data.unhcr.org/Syrianrefugees>

UNHCR on the web: <http://www.unhcr.org> ; <http://www.unhcr.org>

UNHCR on Social network: <http://www.facebook.com/UNHCRJordan> ; <http://twitter.com/ZaatariCamp>

Prepared by Data Analysis Group | Jordan

UNHCR Registered Persons Of Concern



* Coloured map only reflects refugees living outside camps.