

Total Active Registered Persons Of Concern 746,506



622,651

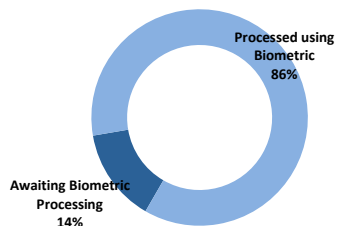
83.4%



123,855

16.6%

Biometric Statistics (IRIS)



Standard Age and Gender

Age	0-4	5-11	12-17	18-35	36-59	60+	Total	%
Female	49,130	73,047	49,019	107,215	69,495	19,580	367,486	49.2%
Male	51,708	77,459	51,533	115,841	67,408	15,071	379,020	50.8%
Total	100,838	150,506	100,552	223,056	136,903	34,651	746,506	100%
	13.5%	20.2%	13.5%	29.9%	18.3%	4.6%		

Origion Country*

SYR	656,103	87.9%
IRQ	67,144	9.0%
YEM	14,782	2.0%
SUD	6,086	0.8%
SOM	745	0.1%
Other**	1,646	0.2%

Specific Needs

Serious medical condition	71,771	9.6%
Specific legal and physical protection needs	35,876	4.8%
Child at risk	34,186	4.6%
Disability	29,118	3.9%
Single parent	19,080	2.6%
Woman at risk	15,948	2.1%
Older person at risk	7,121	1.0%
Unaccompanied or separated child	2,667	0.4%
Individuals with Specific Needs	153,956	20.6%
Total	215,767	28.9%

* An individual can have more than one specific need

Arrivals

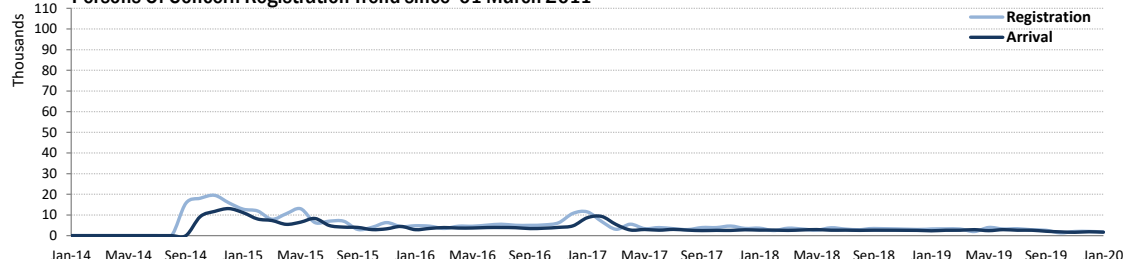
Pre-2011	25,665	3.4%
2011	24,251	3.2%
2012	153,154	20.5%
2013	256,212	34.3%
2014	77,504	10.4%
2015	25,265	3.4%
2016	34,551	4.6%
2017	10,734	1.4%
2018	10,123	1.4%
2019	1,143	0.2%
2020	20	0.0%

* The new arrivals excludes newborn babies who will be represented under the registration trend.

Registration Trend

2011	10,988	0.9%
2012	134,986	11.5%
2013	675,226	57.7%
2014	145,738	12.5%
2015	55,248	4.7%
2016	67,720	5.8%
2017	41,336	3.5%
2018	38,812	3.3%
2019	23,925	2.0%
2020	3,361	0.3%

Persons Of Concern Registration Trend since 01 March 2011

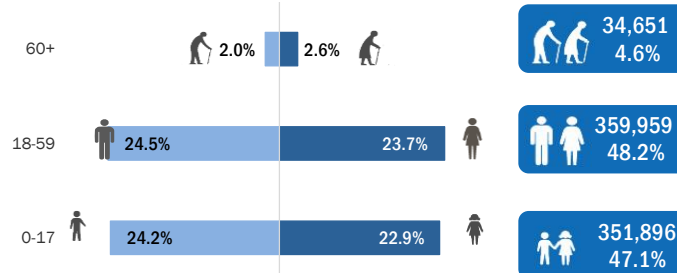


* Total nationalities represented in this report equal to 57 nationality.

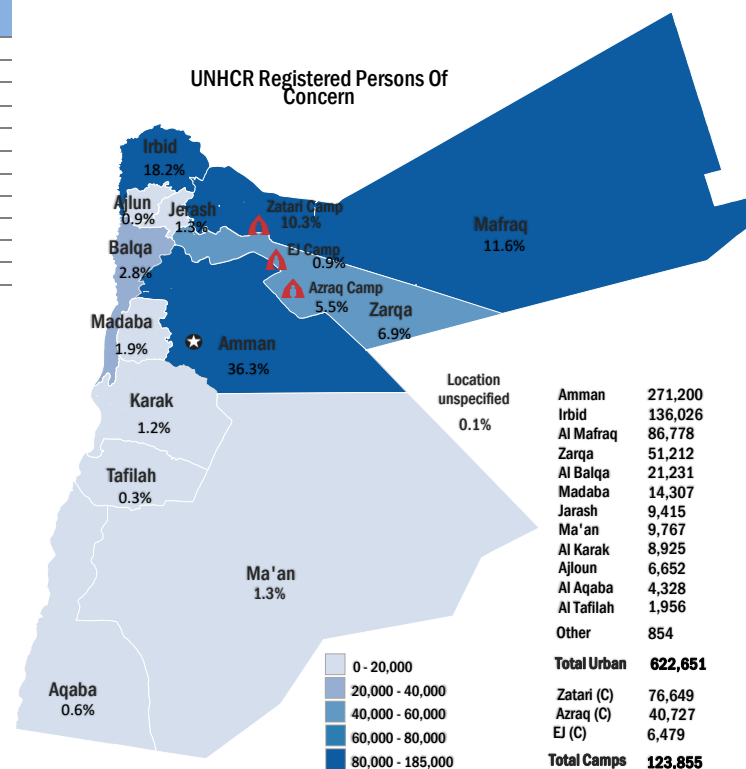
** Other nationalities include among others (ARE,LBY,LEB,ETH, RUS...)

UNHCR Jordan

Age-Gender Breakdown



UNHCR Registered Persons Of Concern



* Coloured map only reflects refugees living outside camps.