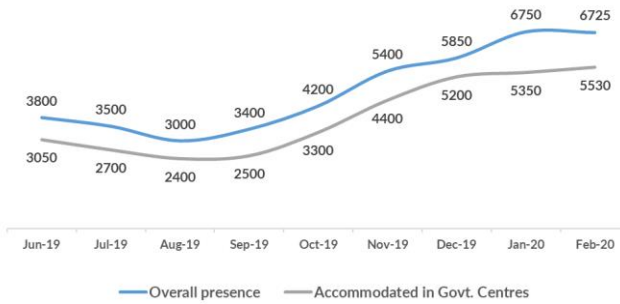


# Serbia

February 2020

## Asylum-seekers and migrants - presence and shelter



\*To see Site Profiles, please click on the above map

Total (observed) arrivals – February: 2,633 ↑  
Total (observed) arrivals – January: 1,700 ↑

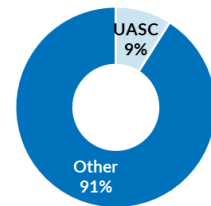
Total (observed) arrivals of unaccompanied/separated children - February: 218 ↑  
Total (observed) arrivals of unaccompanied/separated children - January: 183 ↑

Total occupancy of government centres – end February: 5,528 ↑  
Total occupancy of government centres - end January: 5,356 ↑

Total presence of refugees/migrants/asylum-seekers – end February: 6,724 ↓  
Total presence of refugees/migrants/asylum-seekers – end January: 6,750 ↓

2,633 ↑  
1,700 ↑

UASC among total observed arrivals  
Jan-Feb 2020



## Asylum processing

Intentions to seek asylum – February: 400 ↑  
Intentions to seek asylum – January: 290 ↑

Applications for asylum submitted - February: 18 ↑  
Applications for asylum submitted - January: 11 ↑

Substantive decisions - February: 13 ↑  
Substantive decisions - January: 2 ↑

Positive decisions - February: 7 ↑  
Positive decisions - January: 1 ↑

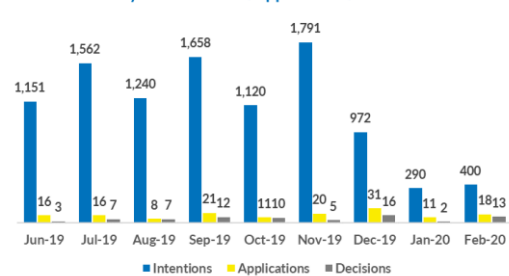
400 ↑  
290 ↑

18 ↑  
11 ↑

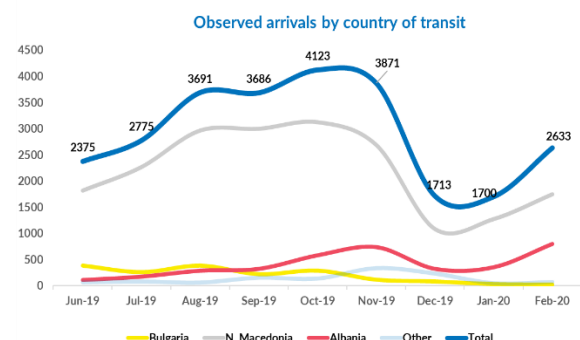
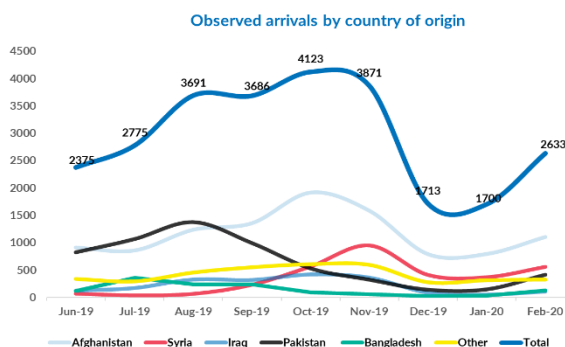
13 ↑  
2 ↑

7 ↑  
1 ↑

### Asylum intentions/applications/decisions

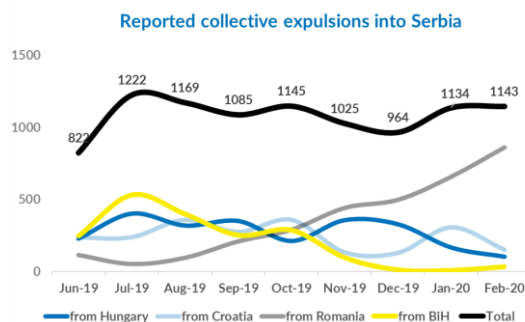


## Observed new arrivals - demographics and country of transit



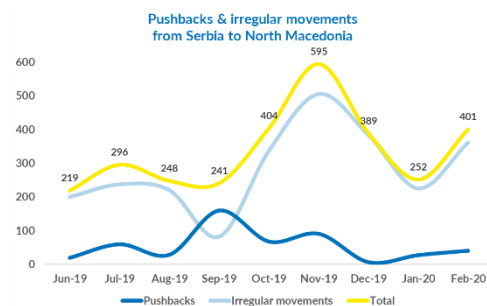
### Reported pushbacks into Serbia

Collective expulsions from Hungary - February:	102	↓
Collective expulsions from Hungary - January:	166	↓
Collective expulsion from Croatia - February:	151	↓
Collective expulsions from Croatia - January:	306	↓
Collective expulsions from Romania - February:	858	↑
Collective expulsions from Romania - January:	655	↑
Collective expulsions from BiH - February:	32	↑
Collective expulsions from BiH - January:	7	↑

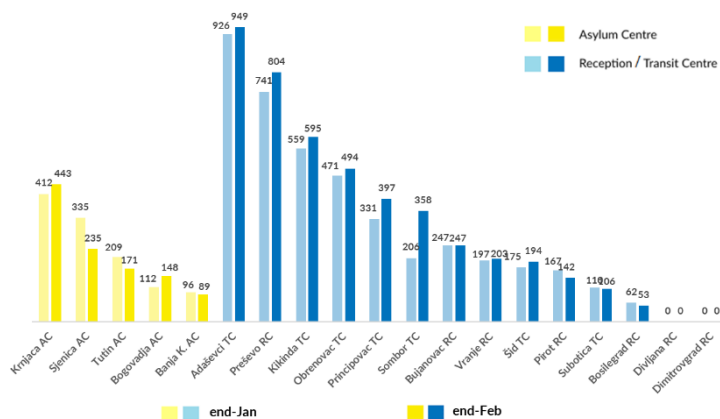


### Reported movements from Serbia to North Macedonia

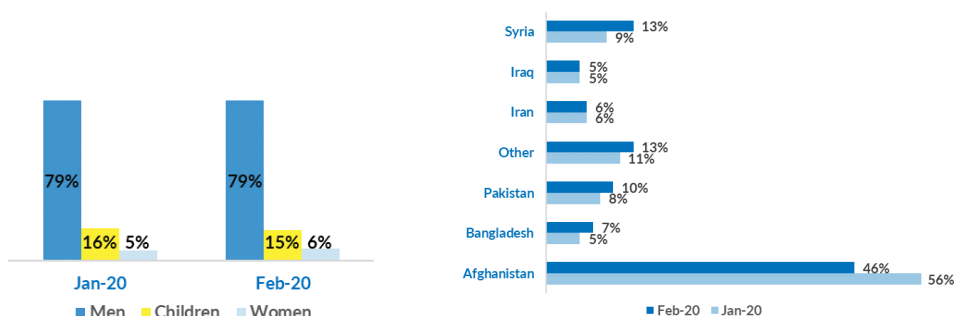
Irregular movements to N. Macedonia - February:	361	↑
Irregular movements to N. Macedonia - January:	225	↑
Pushbacks to N. Macedonia - February:	40	↑
Pushbacks to N. Macedonia - January:	27	↑



### Occupancy of Asylum and Reception/Transit Centres



### Profile of asylum-seekers/migrants



Asylum statistics are provided by the Ministry of Interior and government centres statistics by SCRM. Other information is based on findings of UNHCR staff and partners. If you use this content, please refer to UNHCR as source.