

# DEMOCRATIC REPUBLIC OF THE CONGO

## MONTHLY REFUGEE STATISTICS

Situation as of January 31, 2020

# Total

# 523,850

Type	Age	0-4	5-11	12-17	18-59	60+	Total	%
Total Rural (out of camp)		76,485	105,595	62,537	132,555	9,152	386,324	73.7%
Total Camps/Sites		23,372	38,090	20,179	46,570	2,927	131,138	25.0%
Total Urban		706	1,516	1,098	2,906	162	6,388	1.2%
<b>Grand Total</b>		<b>100,563</b>	<b>145,201</b>	<b>83,814</b>	<b>182,031</b>	<b>12,241</b>	<b>523,850</b>	<b>100.0%</b>

### Refugee Population in DRC

Country	Female	Male	Total	%
Angola	213	296	509	0.10%
Burundi*	24,451	23,045	47,496	9.07%
CAR**	91,648	79,752	171,400	32.72%
Rep.Congo	281	428	709	0.14%
Rwanda***	108,015	106,762	214,777	41.00%
S. Sudan****	47,447	41,429	88,876	16.97%
Sudan	4	17	21	0.00%
Uganda	9	6	15	0.00%
Somalia	6	8	14	0.00%
Other	14	19	33	0.01%
<b>Total</b>	<b>272,088</b>	<b>251,762</b>	<b>523,850</b>	

(\*)The figure 47,496 of Burundian Refugees includes 44,041 new caseload and 3,456 old caseload.  
 (\*\*) As of January 31, 2020, the number of Central African refugees in the DRC has slightly increased from 171,392 to 171,400. The increase is due to the new births registered in camps (Inke and Bili).  
 (\*\*\*)The figure of 214,777 Rwandan refugees is the result of the registration done by the DRC Government in 2013-2014. During the Biometric verification exercise of Rwandan Refugees jointly conducted by CNR and UNHCR in 2015-2016 and 2018, a total of 75,709 individuals were biometrically enrolled.  
 (\*\*\*\*)The figure of 88,876 south Sudanese includes the new caseload 87,093 and 1,783 old caseload. Out of the new caseload, 28,120 are pre-registered.

### Refugee Population by Province in DRC

Province	Main Location	Type	Female	Male	Total
Bas Uele	Ango & Bondo	Rural	22,519	17,697	40,216
Equateur	Disperced	Rural	143	213	356
Haut Katanga	Lubumbashi & Arounds	Urb. & Rur.	834	957	1,791
Haut Uele	Dungu, Doruma	Rural	22,138	19,306	41,444
Ituri	Aru & Ariwara	Rural	25,271	22,096	47,367
Kasai Oriental	Katanda(Tshiala)	Rural	2	6	8
Kinshasa	Kinshasa & outskirts	Urb. & Rur.	376	409	785
Kongo Central	Bas Fleuve, MbanzaNg. & Kimaza	Rural	390	597	987
Lomami	Luila & MweneDitu	Rural	430	456	886
Lualaba	Dilolo,Sandoa & Kolwezi	Rural	588	595	1,183
Maniema	Pangi, Kailo&Lukolo	Rural	203	269	472
Nord Kivu	Lubero, Masisi, Rutshuru & Walikale	Urb. & Rur.	86,083	85,796	171,879
Nord Ubangi	Gbadolite, Inke, Bili	Rural	47,280	44,019	91,299
Sud Kivu	Mwenga, Kalehe, Fizi, Uvira, Bukavu & Idjwi	Urb. & Rur.	43,516	40,850	84,366
Sud Ubangi	Libenge & Zongo	Rural	21,735	17,911	39,646
Tanganyika	Kalemie	Rural	580	585	1,165
<b>Total</b>			<b>272,088</b>	<b>251,762</b>	<b>523,850</b>

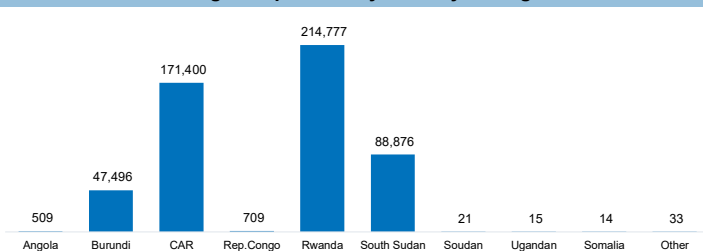
### Refugees Repatriated from DRC

To	2017	2018	2019	2020	Total
Burundi	77	180	101		358
CAR	1	9	3,133		3,143
Rep. Congo	3				3
Rwanda	18,075	3,053	2,136	212	23,264
South Sudan					0
Uganda					0
Other					0
<b>Total</b>	<b>18,156</b>	<b>3,242</b>	<b>5,370</b>	<b>212</b>	<b>26,768</b>

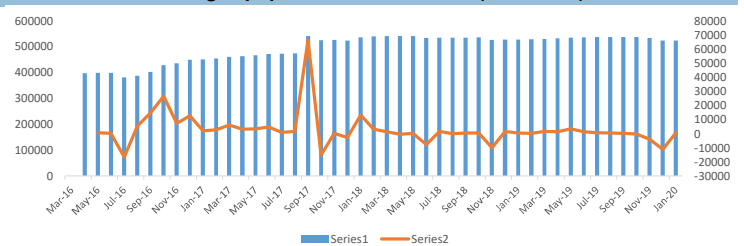
### Type of population and location of refugee in DRC

Town	Urban			Type of population			
	Female	Male	Total	Nationality	Rural	Urban	Total
Kinshasa	376	409	785	Angolan	415	94	509
Lubumbashi	671	810	1,481	Burundian	45,812	1,684	47,496
Goma	1,450	1,383	2,833	Centrafrican	171,125	275	171,400
Bukavu	528	523	1,051	Congolese (CoE)	572	137	709
Likasi	5	4	9	Rwandan	210,689	4,088	214,777
Kipushi	120	109	229	South Sudan	88,826	50	88,876
Other	0	0	0	Other	23	60	83
<b>Total</b>	<b>3,150</b>	<b>3,238</b>	<b>6,388</b>	<b>Total</b>	<b>517,462</b>	<b>6,388</b>	<b>523,850</b>

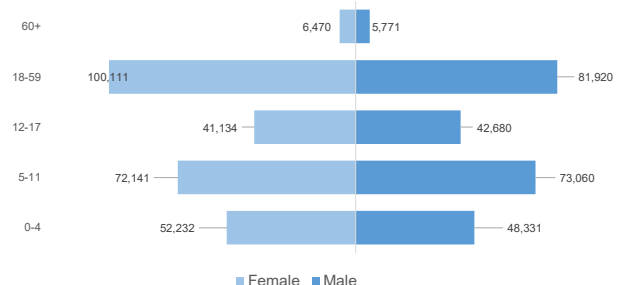
### Refugee Population by Country of Origin



### Refugee population trend in DRC (2016-2019)



### Age & Gender of refugee population



### UNHCR Presence

UNHCR Offices in DRC: 1 Regional Representation in Kinshasa, 5 Sub-offices (Aru, Gbadolite, Goma, Kalemie and Kananga), 7 Field offices (Baraka, Lubumbashi, Libenge, Bukavu, Monga, Mbuji mayi and Tshikapa), and 6 Field Units (Bili, Bunia, Uvira, Zongo, Dungu et Aba)

### Refugee Population Biometrically Enrolled (BIMS and Bioregistrator)

Enrolled with fingerprint and/or iris **330,210**

**63.04%**

