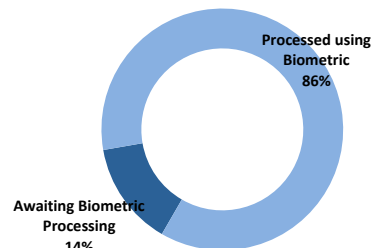
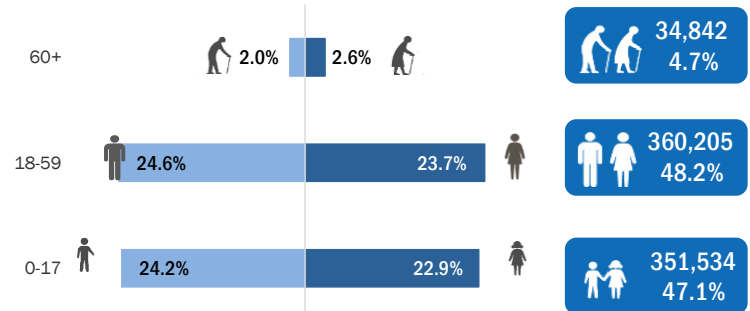


Biometric Statistics (IRIS)



Age-Gender Breakdown



Total Active Registered Persons Of Concern **746,581**

Urban
622,618
83.4%

Camps
123,963
16.6%

Standard Age and Gender

Age	0-4	5-11	12-17	18-35	36-59	60+	Total	%
Female	48,679	73,069	49,251	107,118	69,714	19,679	367,510	49.2%
Male	51,328	77,496	51,711	115,792	67,581	15,163	379,071	50.8%
Total	100,007	150,565	100,962	222,910	137,295	34,842	746,581	100%
	13.4%	20.2%	13.5%	29.9%	18.4%	4.7%		

Origion Country*

SYR	656,246	87.9%
IRQ	67,105	9.0%
YEM	14,778	2.0%
SUD	6,086	0.8%
SOM	746	0.1%
Other**	1,620	0.2%

Specific Needs

Serious medical condition	72,066	9.7%
Specific legal and physical protection needs	35,943	4.8%
Child at risk	30,839	4.1%
Disability	29,273	3.9%
Single parent	19,018	2.5%
Woman at risk	15,589	2.1%
Older person at risk	7,115	1.0%
Unaccompanied or separated child	2,585	0.3%
Individuals with Specific Needs	152,085	20.4%
Total	212,428	28.5%

Arrivals

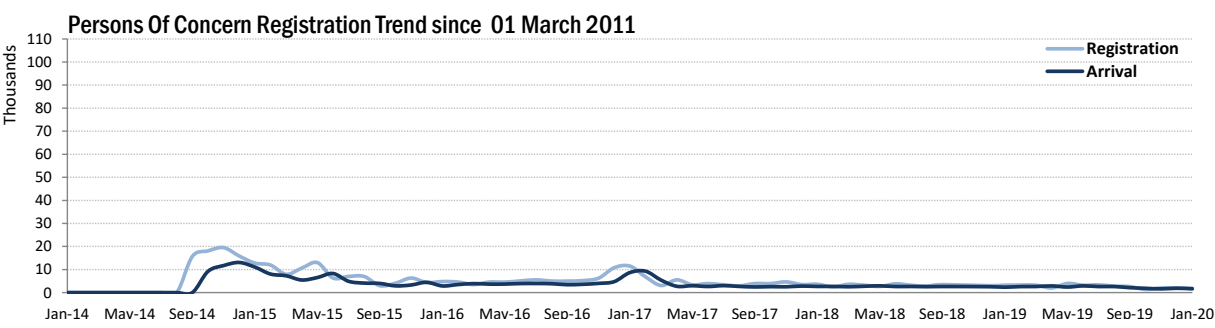
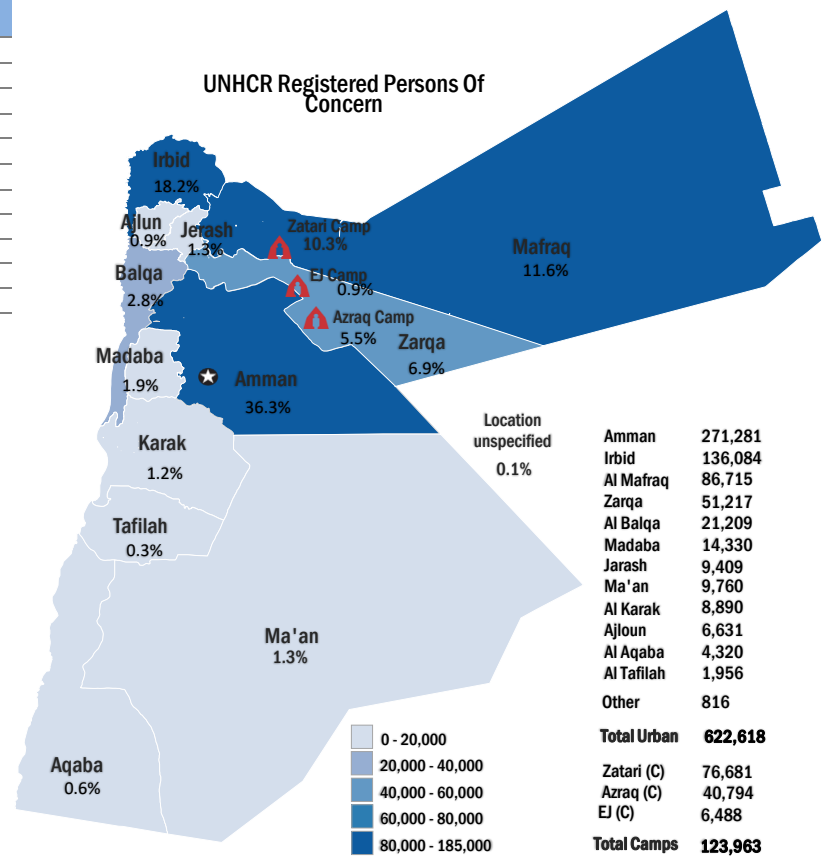
Pre-2011	25,696	3.4%
2011	24,242	3.2%
2012	153,009	20.5%
2013	255,824	34.3%
2014	77,400	10.4%
2015	25,216	3.4%
2016	34,486	4.6%
2017	10,729	1.4%
2018	10,132	1.4%
2019	1,196	0.2%
2020	24	0.0%

* An individual can have more than one specific need

* The new arrivals excludes newborn babies who will be represented under the registration trend.

Registration Trend

2011	10,988	0.9%
2012	134,986	11.5%
2013	675,226	57.7%
2014	145,738	12.5%
2015	55,248	4.7%
2016	67,720	5.8%
2017	41,336	3.5%
2018	38,812	3.3%
2019	23,925	2.0%
2020	4,288	0.4%



* Total nationalities represented in this report equal to 57 nationality.

** Other nationalities include among others (ARE,LBY,LEB,ETH, RUS,...)

DAG Jordan

Interagency Portal: <http://data.unhcr.org/Syrianrefugees>
 UNHCR on the web: <http://www.unhcr.org> ; <http://www.unhcr.org>
 UNHCR on Social network: <http://www.facebook.com/UNHCRJordan> ; <http://twitter.com/ZaatariCamp>

Prepared by Data Analysis Group | Jordan

* Coloured map only reflects refugees living outside camps.