

# Registered Iraqis in Jordan

15 May 2020



**Total Active Registered Iraqis** **67,082**

Standard Age and Gender								
Age	0-4	5-11	12-17	18-35	36-59	60+	Total	%
Female	1,024	4,737	3,702	9,650	9,117	4,236	32,466	48.4%
Male	1,063	5,281	3,985	11,035	9,602	3,650	34,616	51.6%
<b>Total</b>	<b>2,087</b>	<b>10,018</b>	<b>7,687</b>	<b>20,685</b>	<b>18,719</b>	<b>7,886</b>	<b>67,082</b>	<b>100%</b>
	3.1%	14.9%	11.5%	30.8%	27.9%	11.8%		

Place of Origin		
Baghdad	33,629	50.1%
Erbil	8,062	12.0%
Basrah	4,537	6.8%
Ninewa	4,057	6.0%
Anbar	4,036	6.0%
Dahuk	2,899	4.3%
Salah al-Din	1,452	2.2%
Thi-Qar	1,338	2.0%
Other	1,308	1.9%
Kirkuk	1,179	1.8%
Diyala	1,113	1.7%
Missan	631	0.9%
Muthanna	590	0.9%
Sulaymaniyah	577	0.9%
Babil	505	0.8%
Wassit	363	0.5%
Najaf	329	0.5%
Qadissiya	251	0.4%
Kerbala	226	0.3%

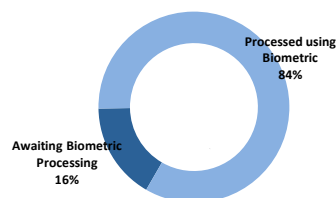
Specific Needs		
Serious medical condition	9,692	14.4%
Disability	3,542	5.3%
Specific legal and physical protection needs	2,242	3.3%
Woman at risk	2,026	3.0%
Child at risk	1,693	2.5%
Single parent	1,177	1.8%
Older person at risk	942	1.4%
Unaccompanied or separated child	105	0.2%
<b>Total</b>	<b>21,419</b>	<b>31.9%</b>

\* An individual can have more than one specific need

Arrivals		
	Arrival	Registration
Pre-2006	4,050	72,669
2006	3,306	4,688
2007	2,089	31,284
2008	1,020	9,762
2009	1,357	6,843
2010	1,901	7,990
2011	2,344	7,770
2012	2,536	4,088
2013	4,625	5,396
2014	15,862	21,537
2015	7,652	9,871
2016	8,412	10,563
2017	5,632	7,070
2018	2,508	3,220
2019	15	429
2020	1	50

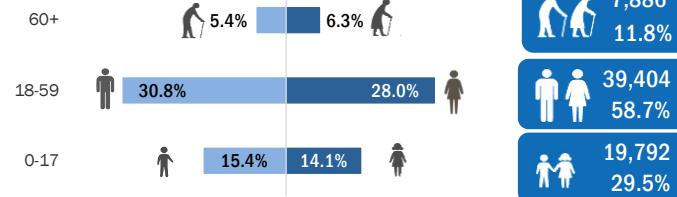
\* The new arrivals excludes newborn babies who will be represented under the registration trend.

## Biometric Statistics (IRIS)



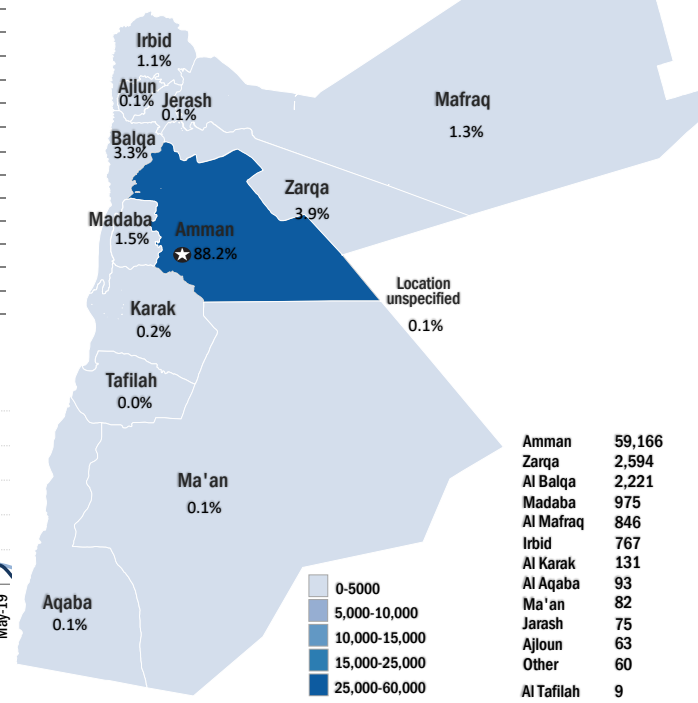
## UNHCR Jordan

### Age-Gender Breakdown



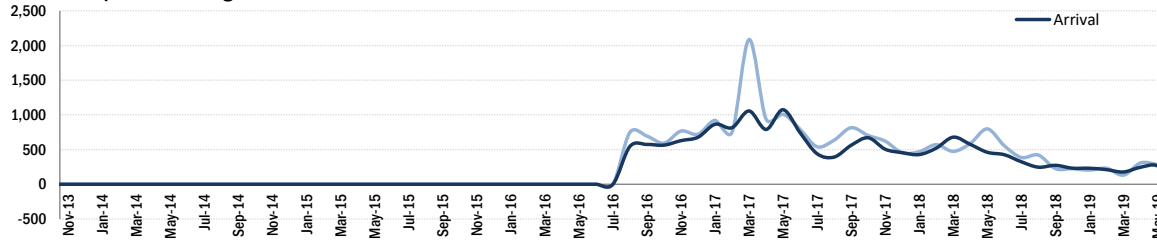
- 7,886** (11.8%) - Older population
- 39,404** (58.7%) - Working age population
- 19,792** (29.5%) - Children

## UNHCR Registered Iraqis



Amman	59,166
Zarqa	2,594
Al Balqa	2,221
Madaba	975
Al Mafraq	846
Irbid	767
Al Karak	131
Al Aqaba	93
Ma'an	82
Jarash	75
Ajloun	63
Other	60
Al Tafilah	9

## Iraqi Arrival & Registration Trends since Jan 2013



Interagency Portal: <http://data.unhcr.org/Syrianrefugees>  
 UNHCR on the web: <http://www.unhcr.org> ; <http://www.unhcr.org>  
 UNHCR on Social network: <http://www.facebook.com/UNHCRJordan> <http://twitter.com/ZaatariCamp>  
 Prepared by Data Analysis Group | Jordan

\* Coloured map only reflects refugees living outside camps.