

DEMOCRATIC REPUBLIC OF THE CONGO

MONTHLY REFUGEE STATISTICS

Situation as of April 30, 2020

Total

522,924

Type	Age	0-4	5-11	12-17	18-59	60+	Total	%
Total Rural (out of camp)		76,172	105,380	62,381	132,143	9,145	385,221	73.7%
Total Camps/Sites		22,859	38,364	20,321	46,826	2,959	131,329	25.1%
Total Urban		661	1,516	1,104	2,924	169	6,374	1.2%
Grand Total		99,692	145,260	83,806	181,893	12,273	522,924	

Refugee Population in DRC

Country	Female	Male	Total	%
Angola	213	296	509	0.10%
Burundi*	24,276	22,895	47,171	9.02%
CAR**	91,631	79,742	171,373	32.77%
Rep.Congo	276	423	699	0.13%
Rwanda***	107,816	106,650	214,466	41.01%
S. Sudan****	47,359	41,253	88,612	16.95%
Sudan	9	23	32	0.01%
Uganda	10	5	15	0.003%
Somalia	7	9	16	0.003%
Other	13	18	31	0.01%
Total	271,610	251,314	522,924	

(*) The figure, 47,171 Burundian Refugees, includes new caseload (43,717) and old caseloads (3,454);
 (**) As of April 30, 2020, the number of Central African refugees in the DRC has slightly decreased from 171,373 to 171,400. The decrease is due to the deaths registered in Inke and the regularized repatriation case in Mole camps.
 (***) The figure, 214,466 Rwandan refugees, is the result of the registration done by the DRC Government in 2013-2014. During the Biometric verification exercise of Rwandan Refugees jointly conducted by CNR and UNHCR in 2015-2016 and 2018, a total of 75,709 individuals were biometrically enrolled;
 (****) The figure, 88,612 South Sudanese includes the 61,306 personnes registered and 27,306 pre-registered.

Refugee Population by Province in DRC

Province	Main Location	Type	Female	Male	Total
Bas Uele	Ango & Bondo	Rural	22,519	17,697	40,216
Equateur	Disperced	Rural	143	213	356
Haut Katanga	Lubumbashi & Arouds	Urb. & Rur.	833	956	1,789
Haut Uele	Dungu, Doruma	Rural	21,999	19,084	41,083
Ituri	Aru & Ariwara	Rural	25,340	22,178	47,518
Kasai Oriental	Tshiala	Rural	2	6	8
Kinshasa	Kinshasa & outskirts	Urb. & Rur.	367	406	773
Kongo Central	Bas Fleuve, MbanzaNg. & Kimaza	Rural	389	592	981
Lomami	Luila & MweneDitu	Rural	430	456	886
Lualaba	Dilolo, Sandoa & Kolwez	Rural	588	595	1,183
Maniema	Pangi, Kailo&Lukolo	Rural	203	269	472
Nord Kivu	Lubero, Masisi, Rutshuru & Walikale	Urb. & Rur.	85,928	85,707	171,635
Nord Ubangi	Gbadolite, Inke, Bili	Rural	47,323	44,054	91,377
Sud Kivu	Mwenga, Kalehe, Fizi, Uvira, Bukavu & Idjwi	Urb. & Rur.	43,305	40,680	83,985
Sud Ubangi	Libenge & Zongo	Rural	21,661	17,836	39,497
Tanganyika	Kalemie	Rural	580	585	1,165
Total			271,610	251,314	522,924

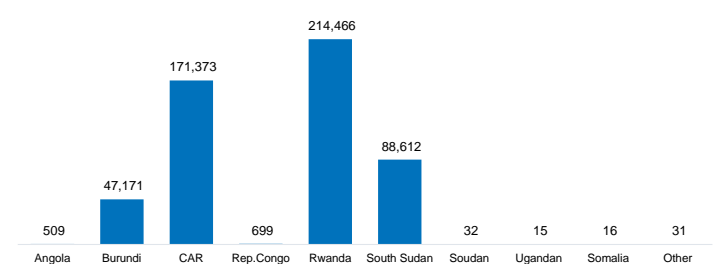
Refugees Repatriated from DRC

To	2017	2018	2019	2020	Total
Burundi	77	180	101	1	359
CAR	1	9	3,137	149	3,296
Rep. Congo	3		3	5	11
Rwanda	18,075	3,053	2,136	499	23,763
South Sudan					0
Uganda					0
Other					0
Total	18,156	3,242	5,377	654	27,429

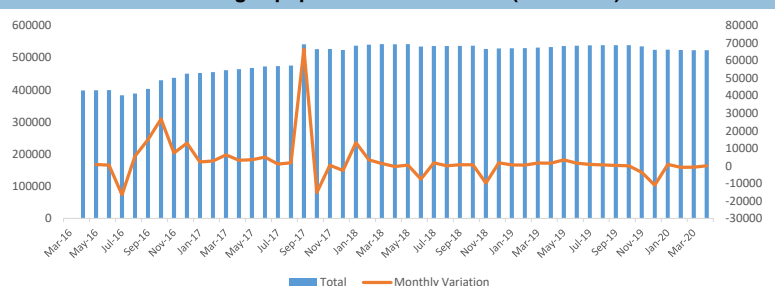
Type of population and location of refugee in DRC

Town	Urban			Type of population			
	Female	Male	Total	Nationality	Rural	Urban	Total
Kinshasa	367	406	773	Angolan	415	94	509
Lubumbashi	670	809	1,479	Burundian	45,481	1,690	47,171
Goma	1,446	1,382	2,252	Centrafrican	171,097	276	171,373
Bukavu	530	526	1,056	Congolese (CoB)	566	133	699
Likasi	5	4	9	Rwandan	210,402	4,071	214,473
Kipushi	120	109	229	South Sudan	88,562	50	88,612
Other	0	0	0	Other	34	60	94
Total	3,138	3,236	6,374	Total	516,557	6,374	522,931

Refugee Population by Country of Origin



Refugee population trend in DRC (2016-2019)




UNHCR Presence

UNHCR Offices in DRC: 1 Regional Representation in Kinshasa, 5 Sub-offices (Aru, Gbadolite, Goma, Kalemie and Kananga), 5 Field offices (Baraka, Lubumbashi, Libenge, Bukavu and Tshikapa), and 7 Field Units (Bili, Beni, Bunia, Uvira, Zongo, Dungu et Aba)

Refugee Population Biometrically Enrolled (BIMS and Bioregistrator)

Enrolled with fingerprint and/or iris	330,409	63.18%
---------------------------------------	---------	--------



Age & Gender of refugee population

