

ITALY Sea arrivals dashboard

Overview

Between 1 January and 31 March 2020, 2,794 persons arrived in Italy by sea. This is a 433% increase compared to sea arrivals in the same period last year (524). In March 2020 8 landings occurred and 241 individuals reached Italian shores, compared to 262 in March 2019.

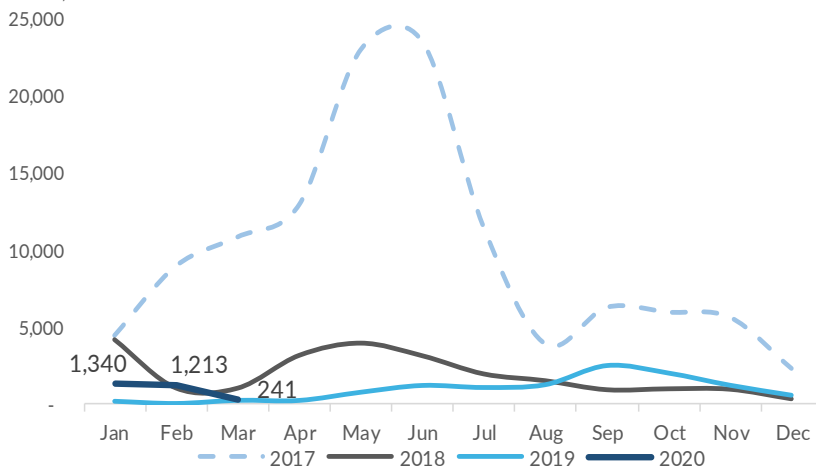
2,794
524

Jan - Mar 2020¹

Jan - Mar 2019¹

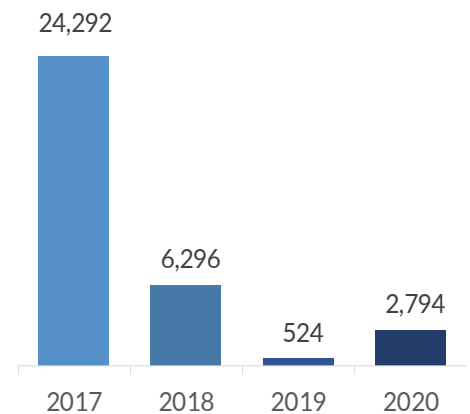
Monthly sea arrivals

January 2017 to March 2020



Yearly sea arrivals

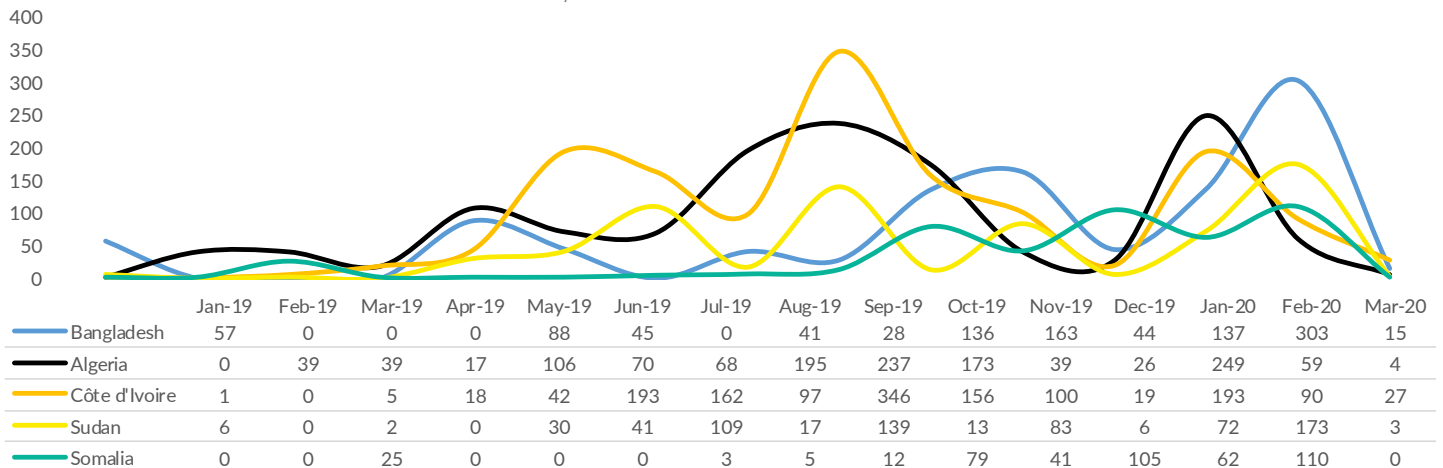
January to March, 2017-2020



Nationality of arrivals

Between January and March 2020, 16% of persons who arrived by sea originated from Bangladesh, followed by Algeria (11%), Côte d'Ivoire (11%), Sudan (9%), Somalia (6%), Tunisia (6%), Morocco (5%), Guinea (5%), Mali (4%), Iraq (3%). In the same period last year, the most common nationalities of sea arrivals were Tunisia, Algeria, Iraq, Bangladesh, Guinea, Senegal, Somalia, Islamic Republic of Iran, Eritrea and Nigeria. In March, there was an increase (130%) of Tunisian arrivals (60) compared to February (26).

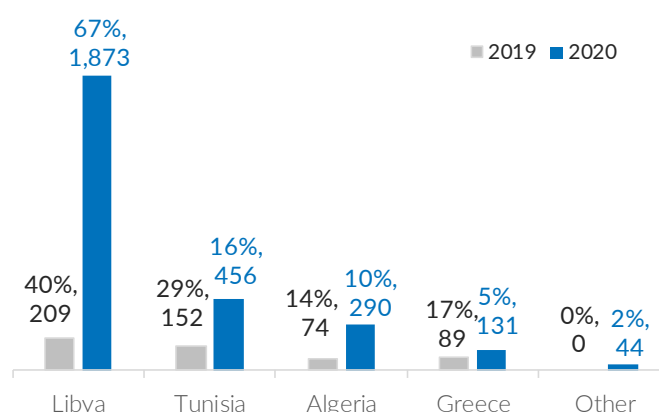
Most common nationalities of arrivals - January 2019 to March 2020



Country of embarkation

In the first three months of 2020, 67% of sea arrivals in Italy (1,873 persons) departed from Libya, followed by 16% (456 persons) from Tunisia, 10% (290 persons) from Algeria, 5% (131 persons) from Greece, and 2% (44 persons) from Albania.

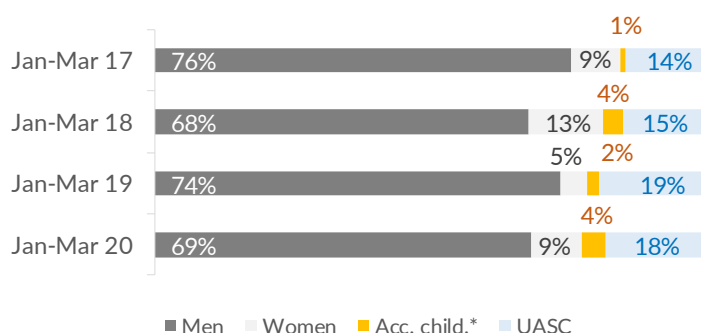
January to March 2019 - 2020



Due to rounding, percentages may not sum to 100% exactly

Demographics of arrivals

January to March 2017 - 2020

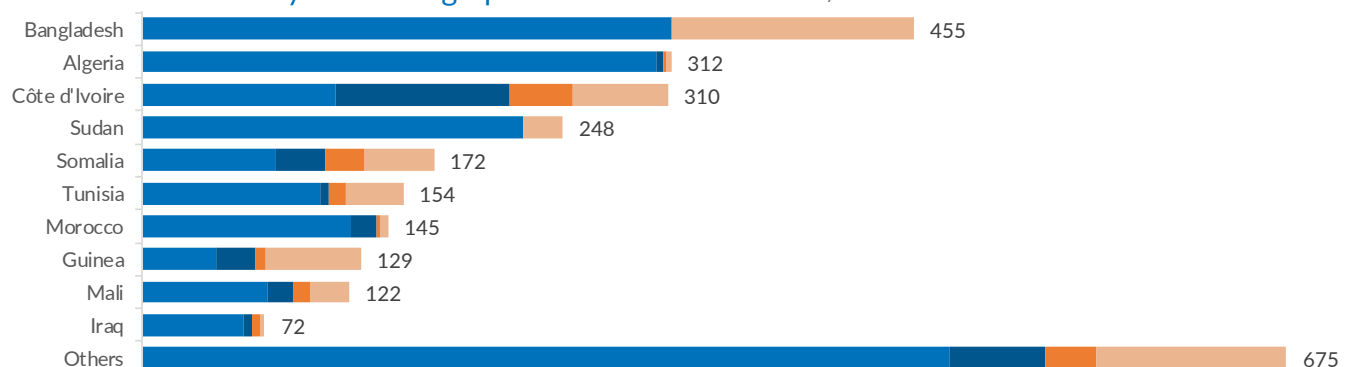


Due to rounding, percentages may not sum to 100% exactly

Between 1 January and 31 March 2020, most sea arrivals were adult men (69%), followed by unaccompanied and separated children (18%), adult women (9%) and accompanied children (4%). In March 2019 the 7% of arrivals (262) were women (20).

In 2020 so far, most UASC arriving by sea originated from Bangladesh (143), followed by Guinea (56) and Côte d'Ivoire (56), Somalia (41), Tunisia (34), Mali (23) and Sudan (23). In March 2019, UASC originated from Tunisia (16), Somalia (10), Guinea (10), Iraq (6), Eritrea (3), Senegal (2), The Gambia (2) and Algeria (1).

Nationality and demographics of arrivals – January to March 2020



	Others	Iraq	Mali	Guinea	Morocco	Tunisia	Somalia	Sudan	Côte d'Ivoire	Algeria	Bangladesh	Total
Men	477	60	74	44	123	105	79	225	114	303	312	1,916
Women	56	5	15	23	15	5	29	0	103	4	0	255
Acc. child.*	30	5	10	6	2	10	23	0	37	2	0	125
UASC	112	2	23	56	5	34	41	23	56	3	143	498
Total	675	72	122	129	145	154	172	248	310	312	455	2,794