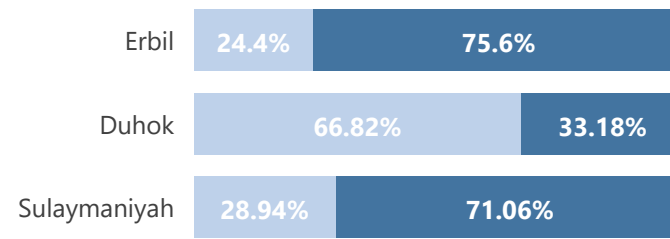
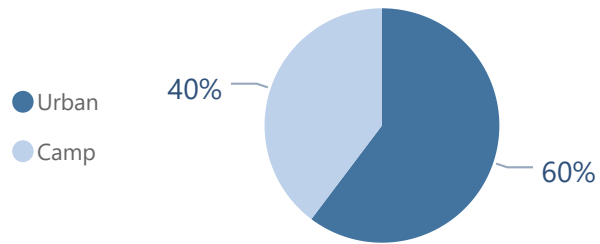
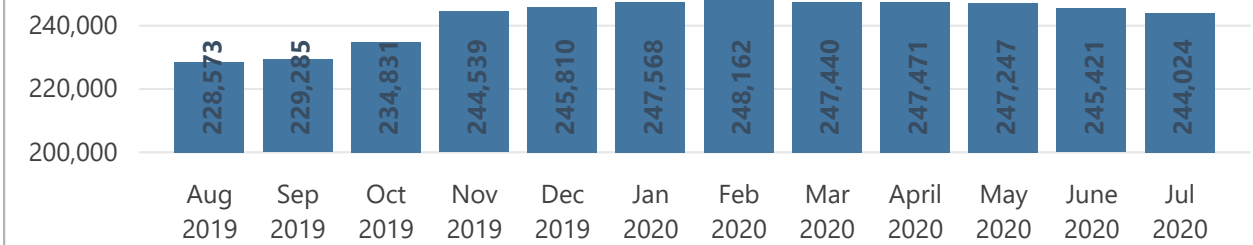


## Camp and Urban Population



## Population Trend



Governorate	Individuals	Household	% of Total
<b>Erbil</b>	<b>123,104</b>	<b>38,773</b>	<b>50.45%</b>
Erbil Urban	93,070	31,874	38.14%
Darashakran Camp	11,673	2,575	4.78%
Qushtappa Camp	8,306	1,989	3.40%
Kawergosk Camp	7,756	1,848	3.18%
Basirma Camp	2,299	487	0.94%
<b>Duhok</b>	<b>86,673</b>	<b>23,393</b>	<b>35.52%</b>
Domiz Camp	30,688	7,429	12.58%
Duhok Urban	28,757	8,961	11.78%
Domiz Camp 2	10,635	2,515	4.36%
Gawilan Camp	9,732	2,368	3.99%
Bardarash Camp	5,793	1,851	2.37%
Akre Settlement	1,068	269	0.44%
<b>Sulaymaniyah</b>	<b>31,099</b>	<b>9,927</b>	<b>12.74%</b>
Sulaymaniyah Urban	22,098	7,760	9.06%
Arbat Camp	9,001	2,167	3.69%
<b>Other</b>	<b>3,148</b>	<b>1,332</b>	<b>1.29%</b>
Other Urban Locations	3,148	1,332	1.29%
<b>Total</b>	<b>244,024</b>	<b>73,425</b>	<b>100.00%</b>

## Syrian Refugees Registered in Iraq

