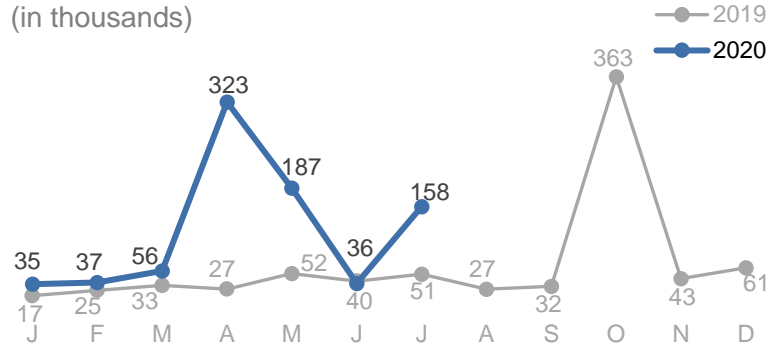


View the interactive dashboard here: <https://unhcr.github.io/dataviz-somalia-prmn/index.html>

TOTAL DISPLACEMENTS

158,000 in July
833,000 (Jan - Jul 2020)
244,000 (Jan - Jul 2019)

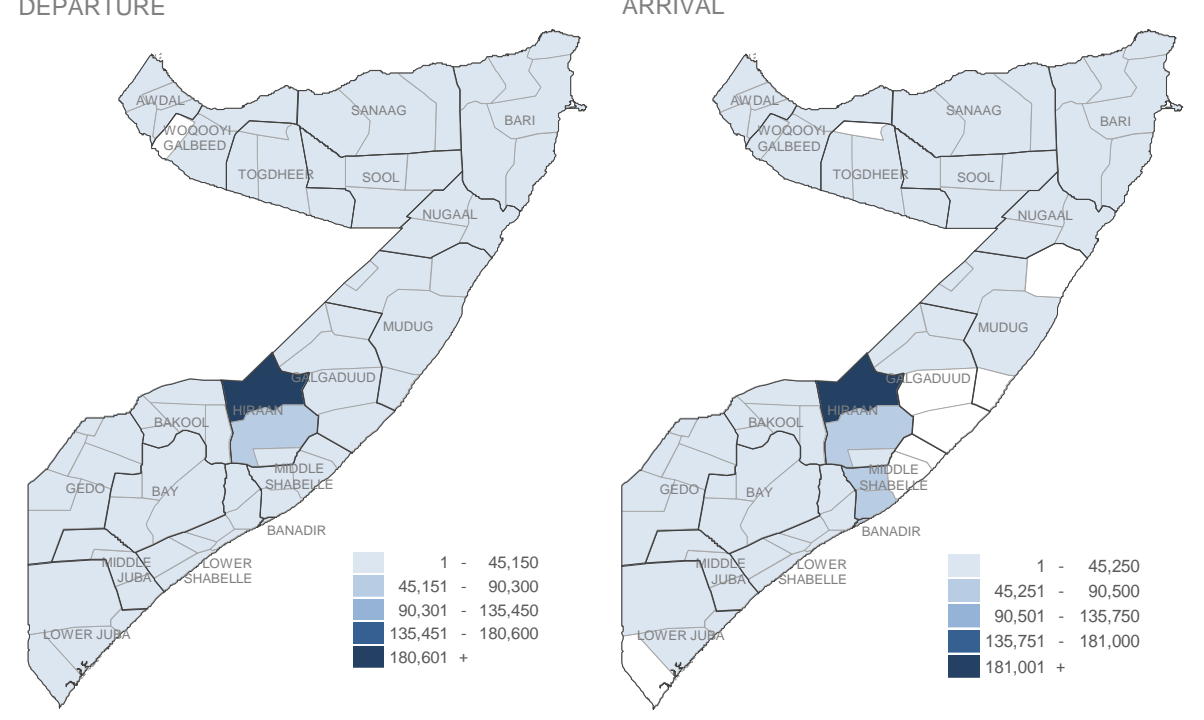
The UNHCR-led PRMN implemented in partnership with NRC reported 158,000 new internal displacements in the month of July 2020. Of these, 128,000 were triggered by flood, 19,000 conflict/insecurity and 9,000 related to drought or lack of livelihoods. The floods have persisted into July, which is usually in Haggaa season (Jul - Sep) expected to be cool, cloudy and dry.



BY REGION (Jan - Jul 2020)

DEP	ARR	
Hiraan	263,960	264,060
Lower Shabelle	159,680	95,920
Middle Shabelle	116,700	114,790
Gedo	62,630	62,140
Bay	50,580	49,430
Bari	32,690	34,440
Lower Juba	30,240	31,080
Galgaduud	28,090	27,880
Mudug	24,120	26,960
Bakool	14,790	12,770
Sanaag	10,500	9,810
Middle Juba	9,050	14,710
Banadir	7,580	69,240
Awdal	5,900	5,780
Togdheer	5,730	5,100
Sool	5,490	4,990
Nugaal	3,750	2,720
Woq. Galbeed	1,370	1,000

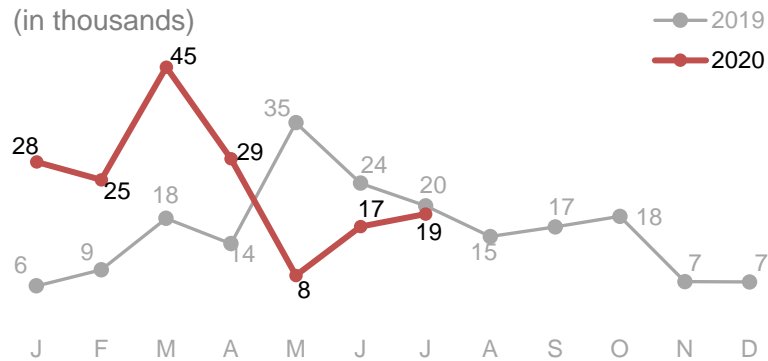
BY DISTRICT (Jan - Jul 2020)



CONFLICT / INSECURITY DISPLACEMENTS

19,000 in July
170,000 (Jan - Jul 2020)
126,000 (Jan - Jul 2019)

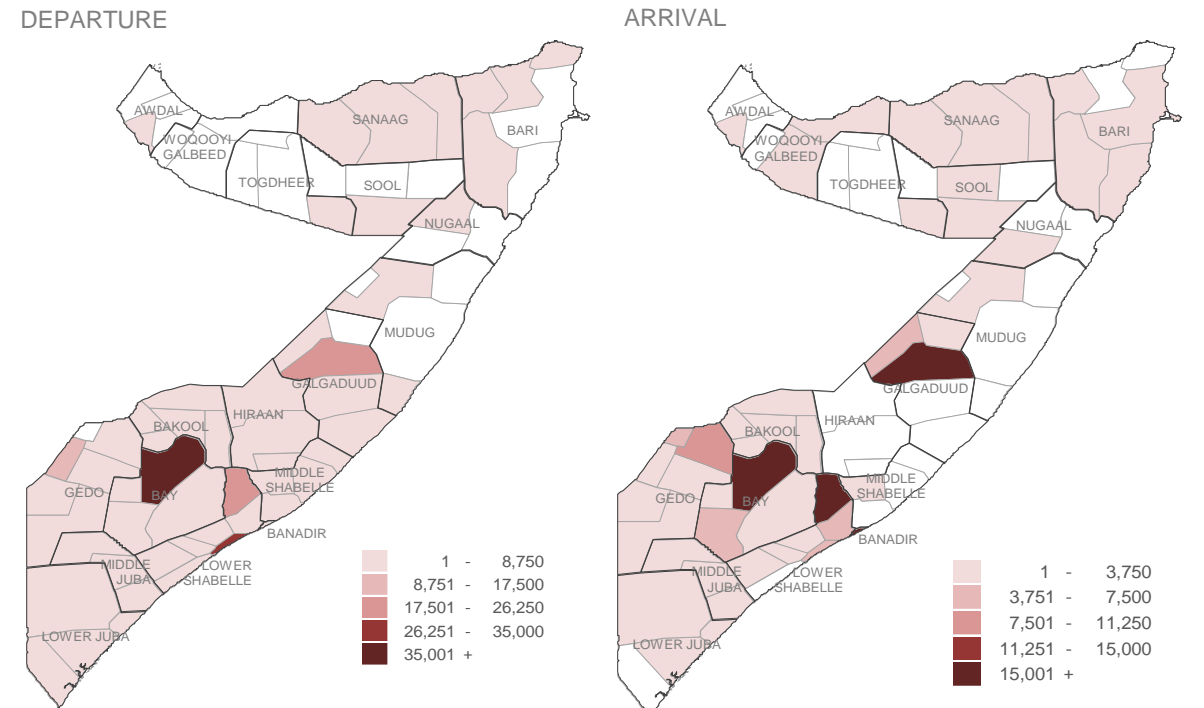
Major displacements (13,000) occurred in Baydhaba districts of Bay region, due to fear of forced child recruitment by Al Shabaab. In addition, some 4,000 individuals were displaced in Lower Shabelle and Banadir region due to military offensive activity.



BY REGION (Jan - Jul 2020)

DEP	ARR	
Lower Shabelle	70,150	27,630
Bay	40,820	41,010
Galgaduud	23,570	23,530
Gedo	15,470	16,800
Bakool	7,360	6,690
Lower Juba	4,430	5,180
Sanaag	2,260	2,100
Middle Juba	1,620	1,520
Togdheer	1,060	910
Mudug	820	780
Banadir	730	42,170
Middle Shabelle	670	
Sool	220	490
Hiraan	140	
Bari	100	470
Nugaal	100	
Awdal	10	10
Woq. Galbeed		50

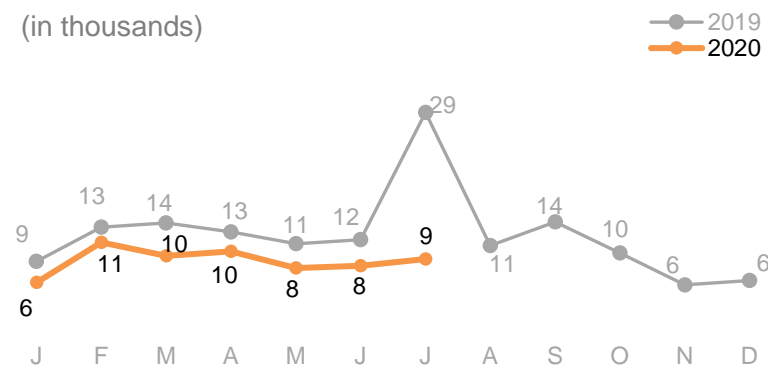
BY DISTRICT (Jan - Jul 2020)



DROUGHT RELATED DISPLACEMENTS

9,000 in July
63,000 (Jan - Jul 2020)
101,000 (Jan - Jul 2019)

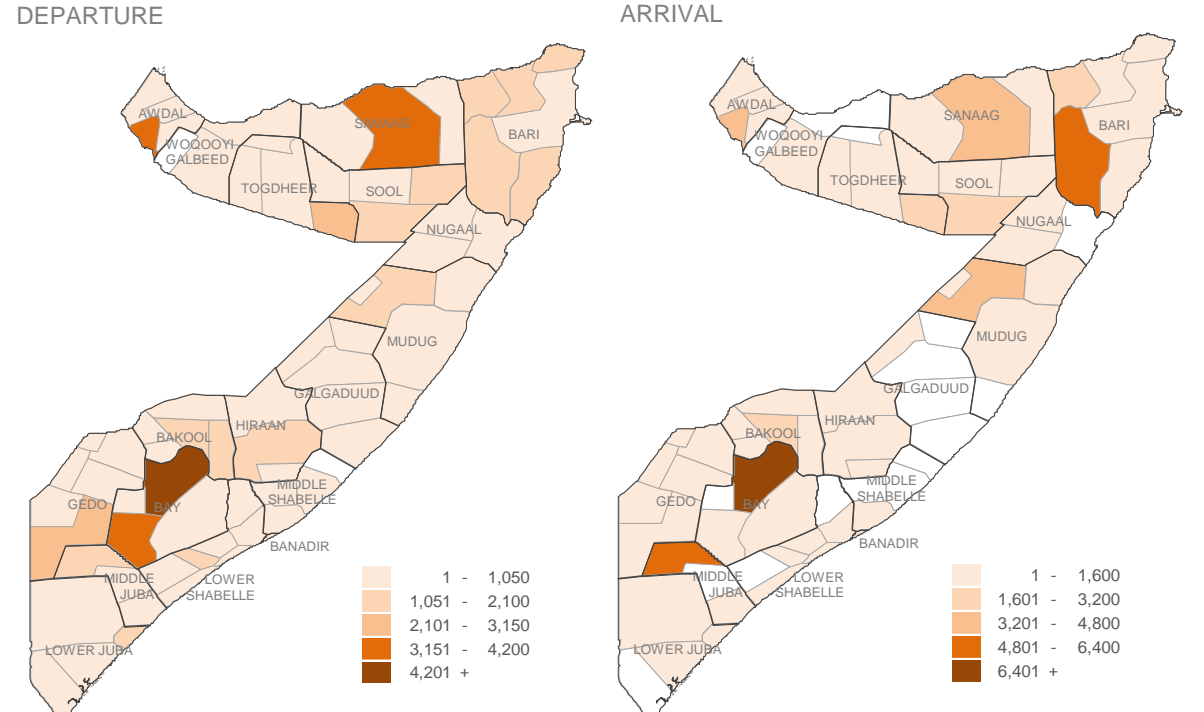
During the month, Bay (2,000) and Bari (2,000) regions were the most affected by new displacements where the main reason given was lack of livelihoods. In the month of July, 2,500 persons were displaced especially in Sool due to lack of livelihoods related to locust.



BY REGION (Jan - Jul 2020)

DEP	ARR	
Bay	9,540	7,750
Bari	8,370	9,720
Sanaag	7,460	6,900
Bakool	6,090	4,760
Awdal	5,800	5,690
Sool	4,410	3,440
Gedo	3,380	3,130
Mudug	3,110	6,020
Togdheer	3,070	2,810
Hiraan	2,800	3,060
Lower Shabelle	2,640	610
Lower Juba	1,460	1,440
Middle Juba	1,390	5,550
Woq. Galbeed	1,300	860
Nugaal	1,250	220
Banadir	340	750
Middle Shabelle	180	60
Galgaduud	170	10

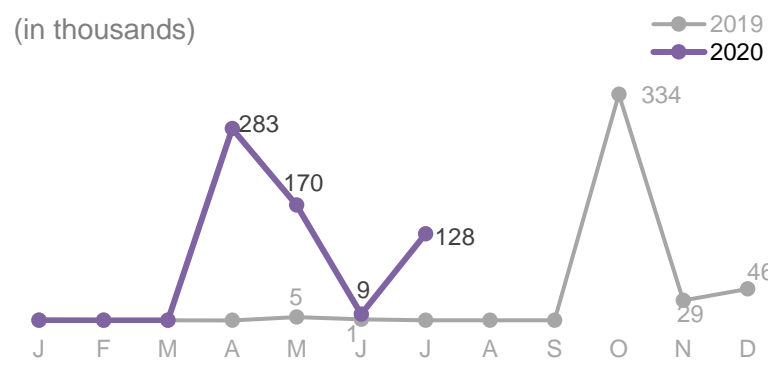
BY DISTRICT (Jan - Jul 2020)



FLOOD DISPLACEMENTS

128,000 in July
590,000 (Jan - Jul 2020)
6,000 (Jan - Jul 2019)

In the month of July, 128,000 persons were displaced due to floods caused by riverine and heavy rainfall mostly in Afoyooye (54,000) district of Lower Shabelle region, Balcad (44,000) and Jowhar (25,000) in Middle Shabelle region. Most of the population affected are small-scale farmers, livestock producers and traders. The key priority needs include shelter, food, safe drinking water, mosquito nets and hygiene services.



BY REGION (Jan - Jul 2020)

DEP	ARR	
Hiraan	261,030	261,000
Middle Shabelle	115,840	114,650
Lower Shabelle	86,810	67,580
Gedo	42,730	40,980
Lower Juba	23,520	23,520
Bari	22,770	22,780
Mudug	19,990	19,970
Banadir	6,490	26,290
Middle Juba	5,870	7,620
Galgaduud	4,340	4,340
Bakool	610	610
Bay	20	610
Awdal		
Sool		
Woq. Galbeed		
Sanaag		40
Togdheer		
Nugaal		

PRIORITY NEED ON ARRIVAL (Jul - 2020 in %)

DEP	ARR
Awdal	37 12 50
Bakool	82 9 9
Banadir	73 2 8 9 5 1 2
Bari	14 5 34 3 40 3
Bay	79 1 2 18
Galgaduud	100
Gedo	81 11 2 7
Hiraan	
Lower Juba	30 68 1 2
Lower Shabelle	61 16 5 14 5
Middle Juba	85 15
Middle Shabelle	9 91
Mudug	11 1 13 4 54 17
Nugaal	20 1 1 33 42 3
Sanaag	46 15 10 26 4
Sool	36 4 20 38 1 1
Togdheer	5 3 23 70
Woq. Galbeed	28 11 35 26

AGE & GENDER (Jul - 2020)*

Female	Age	Male
14%	0-4	12%
11%	5-11	12%
8%	12-17	9%
15%	18-59	13%
2%	60+	3%

Women & children 84%
* disaggregated data for displaced persons are based on those displacement reports where data has been collected at household level

NEED

Food	Protection
Water	Livelihood
Shelter	Humanitarian Aid
Health	Transport
Other	

About PRMN
The PRMN (Protection & Return Monitoring Network) is a UNHCR-led project which identifies and reports on displacements (including returns) of populations in Somalia. The network also identifies and reports on protection risks and incidents underlying such movements. Only figures collected by PRMN are reported above. Not all displacements in Somalia are captured. This dashboard should be read in conjunction with the Notes on PRMN Methodology (<https://data2.unhcr.org/en/documents/details/53888>) which outline the approach and certain limitations. The figures shown are for numbers of individuals and are based on interviews with key informants and/or displaced households at destination (unless otherwise noted). Further information and datasets available on request use contact below.

Partner
NRC NORWEGIAN REFUGEE COUNCIL

UNHCR is grateful for the generous contributions of donors who have directly contributed to the UNHCR Somalia operation in 2020

