Azraq Camp | Jordan

Public Health Profile

Second Quarter 2020

04 April - 03 July 2020

Refugee population

Total refugee population: **36,792**

Demographic breakdown:

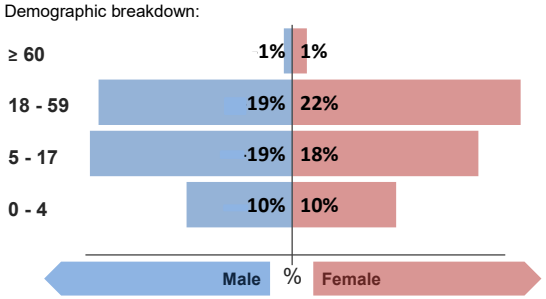

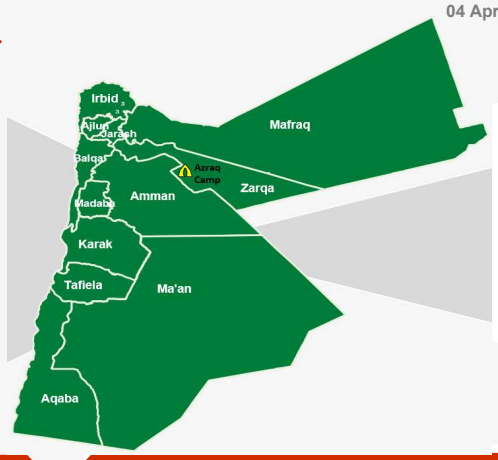

Key facts

Camp opened:
May 2014

Indicators at a glance

1	Health utilisation rate	5.2	X
2	Number of consultations per clinician per day	31	√
3	Referral rate (/1,000/month)	5.3	
4	Crude Mortality Rate (CMR) (/1,000/month)	0.2	√
5	Under-five Mortality Rate (U5MR) (/1,000/month)	0.3	√
6	Neonatal Mortality Rate (NNMR) (/1,000 livebirths)	10.2	√

Notes

This public health profile for Azraq refugee camp is compiled from health facility data from the following partners:

- **IMC Clinics in Villages 3, 5, and 6**
- **IMC Hospital**
- **Arab Medical Relief Clinics in Villages 2 and 6**
- **IRC RH Services Villages 3, 5, and 6**

Data is collected using standardised Health Information System (HIS) data collection and reporting tools and aims to be as accurate as possible.

Morbidity

Acute health conditions (%)

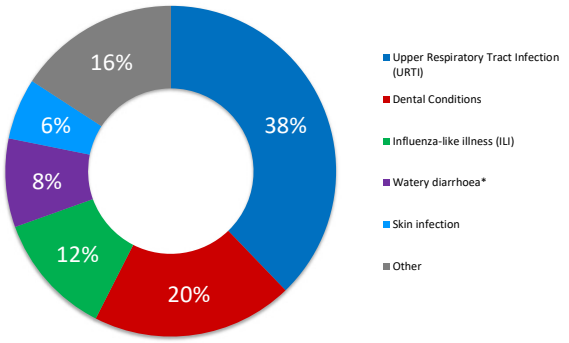

Chronic health conditions (%)

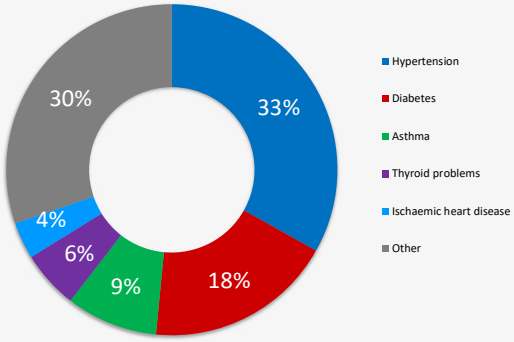

Top 5 acute health conditions

		% morbidity	# of cases
1	Upper Respiratory Tract Infection (URTI)	38%	6,890
2	Dental Conditions	20%	3,597
3	Influenza-like illness (ILI)	12%	2,190
4	Watery diarrhoea*	9%	1,579
5	Skin infection	6%	1,091
-	Other	16%	2,887

Top 5 chronic health conditions

		% morbidity	# of cases
1	Hypertension	33%	804
2	Diabetes	18%	446
3	Asthma	9%	217
4	Thyroid problems	6%	138
5	Ischaemic heart disease	4%	87
-	Other	30%	734

Breakdown of acute health conditions

by age

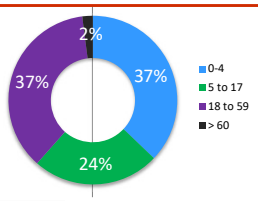

by gender

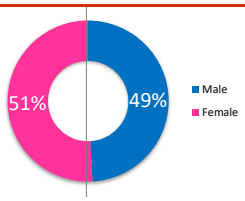

Breakdown of chronic health conditions

by age

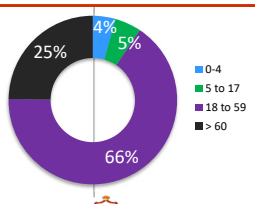

by gender

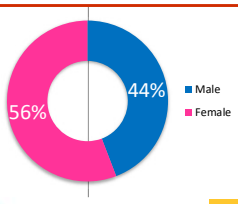

UNHCR gratefully acknowledges the support of the following partners:

Public Health

Health Impact	Indicator	Standard	
Crude Mortality Rate (CMR) (/1,000/month)	0.2	< 0.5	√
Under-five Mortality Rate (U5MR) (/1,000/month)	0.3	< 1.5	√
Neonatal Mortality Rate (NNMR) (/1,000 livebirths)	10.2	< 14.9	√
Access and utilization			
No. of health facilities	1 : 7359	1 : < 10,000	√
Total number of consultations	46,753		
Health utilisation rate	5.2	1 - 4	X
No. of consultations per trained clinician per day	31	< 50	√

Breakdown of mental health conditions

By cause

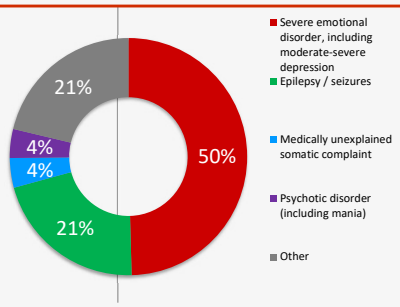

By age

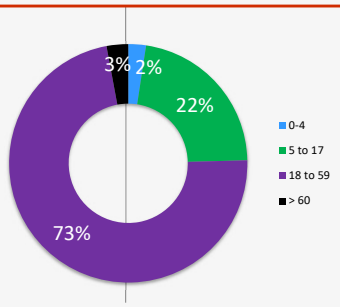

By gender

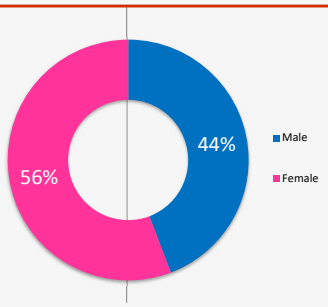

Breakdown of injuries

By cause

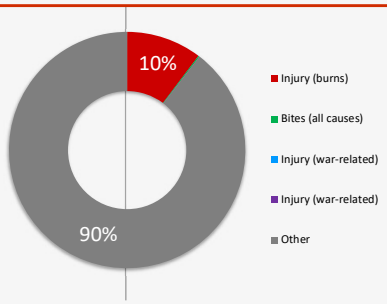

By age

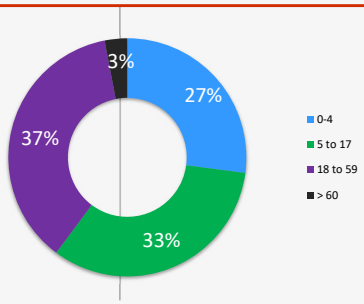

By gender

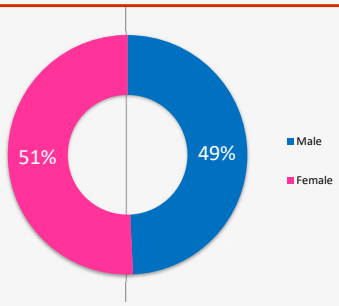

In-patient and referral

In-patient department	Indicator	Standard	
Hospitalisation rate (/1,000/year)	60.7	50 - 150	^
Bed occupancy rate	55%	> 75%	X
Mean length of stay for authorised discharges (days)	2.4		

	Indicator	Standard
Overall case fatality rate	0%	
Proportion of deaths within 24 hours of admission	0%	

Reproductive Health

Antenatal care	Indicator	Standard	
Coverage of antenatal care (4 or more visits)	74%	≥ 90%	X
Coverage of TT vaccination	18%	≥ 90%	X
Coverage of anaemia screening in pregnancy	100%	≥ 90%	√
Delivery care			
Proportion of deliveries attended by skilled personnel	97%	≥ 90%	√
Proportion of deliveries performed by caesarean section	26%	5 - 15%	X
Proportion of low birth weight deliveries (<2500g)	6%	< 15%	√
Maternal mortality			
Number of maternal deaths reported	0		
% of maternal deaths investigated	0%	100%	

Postnatal care	Indicator	Standard	
Coverage of postnatal care	26%	≥ 90%	X

Sexual and Gender-based Violence			
Incidence of rape (reported cases/10,000/year)*	0.0		^
% of rape survivors who received PEP** < 72 hours		100%	^
% of rape survivors who received ECP*** < 120 hours		100%	^
% of rape survivors who received STI**** prophylaxis < 2 wks		100%	^

*Only includes rapes reported at health facilities **Post-exposure prophylaxis ***Emergency contraceptive pill ****Sexually transmitted infection

UNHCR gratefully acknowledges the support of the following partners: