



Planning figures 2020-2021

Uganda

5 June 2020

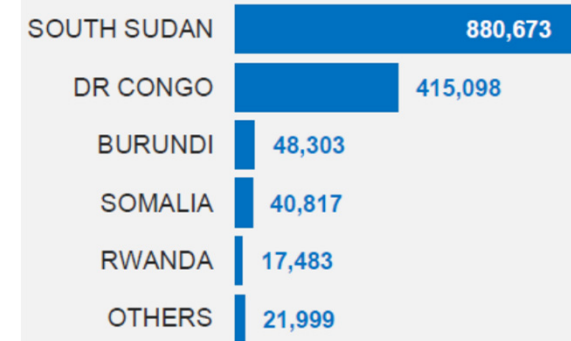


Context

- **Total population end of May** - Uganda hosts **1,423,740** POCs of which **880,673** (62%) are from **South Sudan**, **415,098** (29%) from **DRC**, **48,303** (3%) from **Burundi**.
- **New arrivals in 2020** - **21,700** new arrivals. (South Sudanese - 6600, DRC- 10,100 , BDI -1,500 , 3,300 urban)
- **COVID 19 impact** - Borders closed on **21 March** due to COVID-19, reception suspended, few arrivals through porous borders – all arrivals are quarantined
- **Post lockdown** – large movements expected in 2021 depending on Covid-19 response and regional approach
- **Procedural guidelines** – being developed to support safe registration for backlog and New arrivals

Total refugees and asylum-seekers**

1,424,373



Population May 2020

Total Population

1,424,373

Total Households

369,816



Living in Settlements

94%

1,343,007



Women and Children

82%

1,161,170



Elderly

3%

39,151

Total Refugees

1,396,183

Total Asylum-Seekers

28,190



Living in Urban areas

6%

81,366



Female

52%

735,171

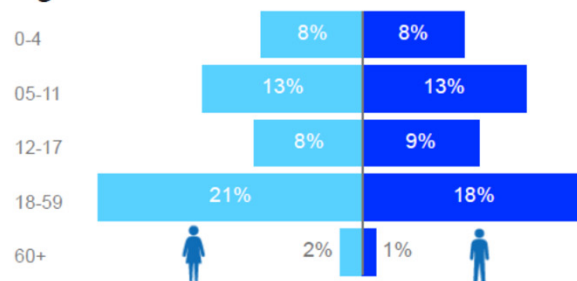


Youth

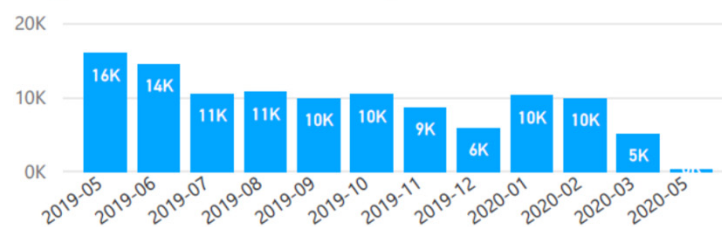
23%

323,689

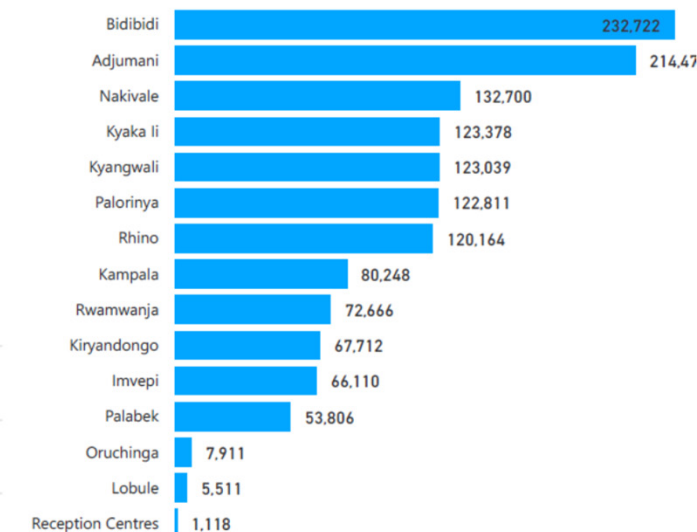
Age & Gender Breakdown



Registered New Arrivals by Arrival Month

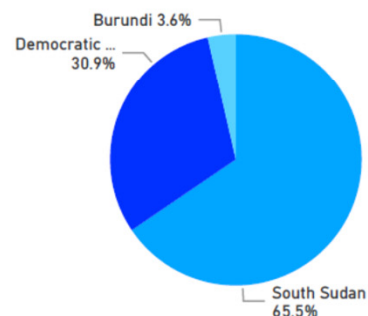


Population by Location

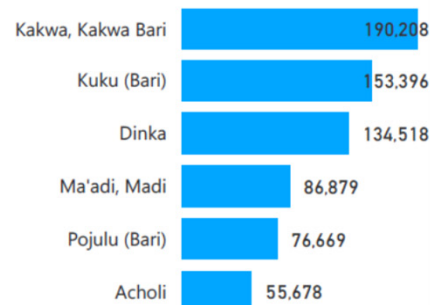


* Kampala includes other Urban areas

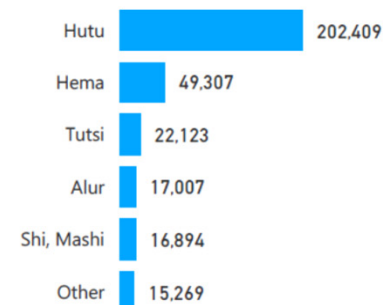
Top 3 by Country of Origin



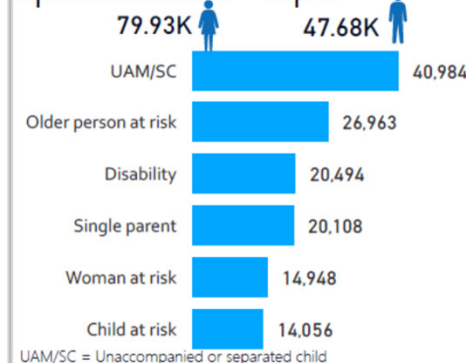
South Sudanese by Ethnicity - Top 6



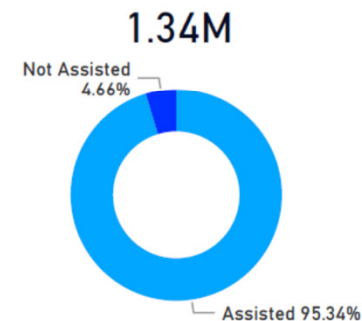
Congolese by Ethnicity - Top 6



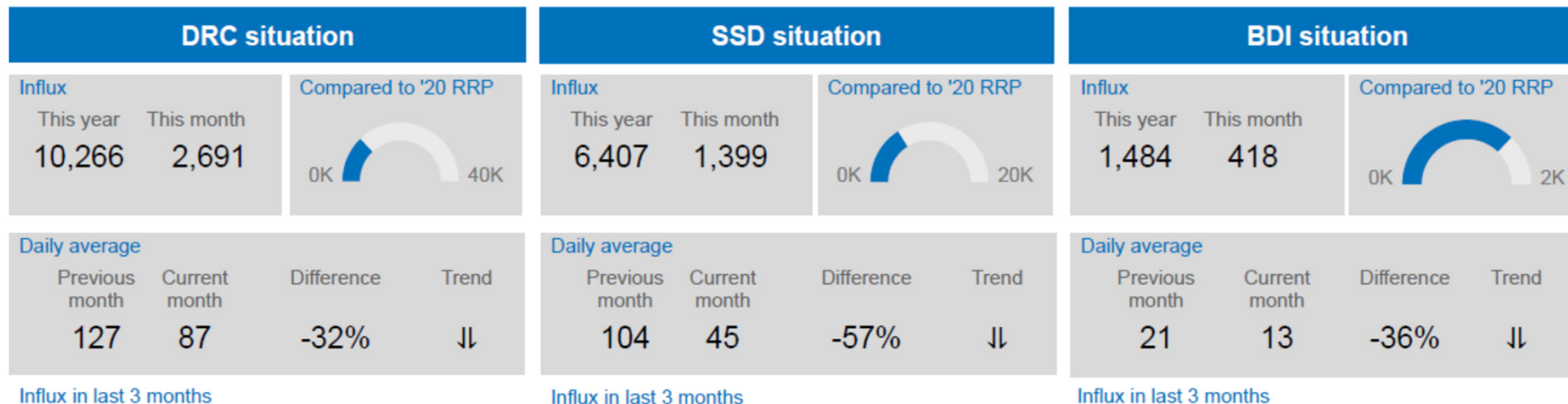
Specific Needs - Top 6



Entitled to Assistance (in Settlements)



New arrival trends



- Uganda registered **21,796** new arrivals between Jan-March 2020 including **3,257** urban arrivals.

Broad planning assumptions

- **Uganda refugee policy** – will remain conducive to receiving asylum seekers. Should be addressed at the political,
- **COVID-19** will impact arrivals for 4-6 months starting April, across all borders of Uganda for 2020 – Strict enforcement of border surveillance. Limited arrivals through porous borders only. Relaxation of access will be based on COVID-19 trends and regional response. All new arrivals will required **quarantine** before registration.
- **General Impact of COVID-19** will continue through 2020-21 – movements will be limited for secondary movers (especially BDI) based on regional arrangements.
- **Pendular movements** - will continue across SSD and DRC borders but with limited numbers.
- **South Sudanese:** Inter-ethnic conflict will continue and transitional government (RT-GoNU) will remain fragile based on the missed milestones for the R-ARCSS, armed conflict by non-signatories, flooding, negative COVID-19 impact on a fragile economy hence continued influx in 2020/21.

... Broad planning assumptions

- **DRC:** Refugee flows into Uganda will continue through 2021 due to militia activities in North Kivu and Ituri provinces, widespread human rights violations (remain volatile), Ebola resurgence as well as inter-community and inter-ethnic violence that has already led to internal displacement of over 1 Million persons in Ituri.
- **Burundi:** Contested elections and related tensions will generate violence, continued human rights violations (by the Imbonerakure) leading to eventual displacement through Tanzania and few arrivals through Rwanda.
- **Registration backlog** - Uganda has a **registration backlog estimated at 20,000 persons in 2020** that will require registration. This includes unregistered new arrivals , family reunification cases and absentees from the VRX.
- **New arrivals** – post-lockdown will not surpass the Jan-March arrival trends. **40,000 arrivals** expected when the borders are opened.
- **Total “new registration” post-lockdown – 60,000 persons**

Planning figures – most likely scenario (2020/21)

UGANDA Refugee population planning figures for 2020 TO 2021 - JUNE 2020

	2019	2020							2021			
Refugees + Asylum seekers	Total population by year-end 2019	New arrivals Jan-March 2020	New arrivals April-Dec 2020	Total new arrivals expected in 2020***	Registration backlog April-Dec 2020	Returnees	Population growth**	Total population by year-end 2020	New arrivals expected in 2021	Returnees	Population growth**	Total population by year-end 2021
South Sudan	861,590	6,631	12,579	19,210	10,490	12,000	25,848	905,138	30,000	20,000	22,628	937,766
DRC	397,638	10,411	19,434	29,845	4,955	6,000	11,929	438,367	30,000	10,000	10,959	469,326
Burundi	45,671	1,497	1,948	3,445	555	1,000	1,370	50,041	2,000	2,000	1,251	51,292
Others	76,223	3,257	6,043	9,300	4,000	1,000	2,287	90,810	13,000	2,000	2,270	104,080
Total	1,381,122	21,796	40,004	61,800	20,000	20,000	41,434	1,484,356	75,000	34,000	37,109	1,562,465
Host populations in refugee-hosting sub counties*	2,304,506							2,351,313				2,509,400
Grand total	3,685,628							3,835,669				4,071,865

Notes

* Host population figures based on UBOS projections

** The population growth is estimated at 2.5% of the population

Next steps: Preparedness plan for the backlog and new arrivals under the RRP

Planning figures - Worst case scenario (2020)

UGANDA Refugee population planning figures for 2020 - Worst case scenario

	2019	2020					
Refugees + Asylum seekers	Total population by year-end 2019	New arrivals Jan-March 2020	New arrivals April-Dec 2020	Registration backlog April-Dec 2020	Returnees	Population growth**	Total population by year-end 2020
South Sudan	861,590	6,631	40,000	10,490	12,000	25,848	925,928
DRC	397,638	10,411	61,000	4,955	6,000	11,929	469,522
Burundi	45,671	1,497	7,000	555	1,000	1,370	53,596
Others	76,223	3,257	13,000	4,000	1,000	2,287	94,510
Total	1,381,122	21,796	121,000	20,000	20,000	41,434	1,543,556
Host populations in refugee-hosting sub counties*	2,304,506						2,351,313
Grand total	3,685,628						3,894,869

Notes

* Host population figures based on UBOS projections

** The population growth is estimated at 2.5% of the population

Next steps: Development of contingency plan

Thank you