Food Security Dashboard

Uganda Refugee Response Plan (RRP) 2020-2021

Quarter 2

January - June 2020

Overview

General food assistance continues to enable refugees to meet their immediate food and nutrition needs and sustain a minimum level of food security.

Due to the closure of the borders by GoU due to the Covid-19 pandemic, no new arrivals were transferred to the reception centres starting the end of March 2020, but hot meals were provided to the asylum seekers pending registration and relocation and those awaiting Refufee Eligibility Committee. The refugee response faced resource constraints and intermittent pipeline shortfalls in salt due to the delayed production and WFP was forced to implement a blanket ration cut for both in-kind and CBT by 30% starting in April to June across all settlements. This led to the deterioration of food insecurity among the refugees that mostly depend on assistance. To reduce contacts with PoCs in COVID-19 pandemic context, WFP provided double rations for the May and June cycle for all settlements except Nakivale and Oruchinga where refugees receiving cash assistance through the Agent Banking system received a monthly transfer. To mitigate the impacts of COVID-19 pandemic to urban refugees, WFP extended its food assistance through cash to vulnerable urban refugees.

The sector has expanded the use of cash transfer in lieu of in-kind food, to give additional flexibility to choose locally available food commodities, to enhance local market prospects and also to minimize the risk of transmission of COVID-19 during the distribution process. During this quarter, WFP expanded CBT in the S/West settlements to 90% through its financial service providers Post-Bank (bank on wheels) and Equity bank (Agent banking).

Key indicators

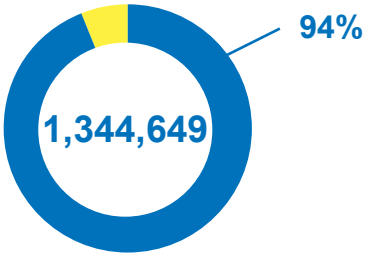

Refugees receiving monthly food assistance

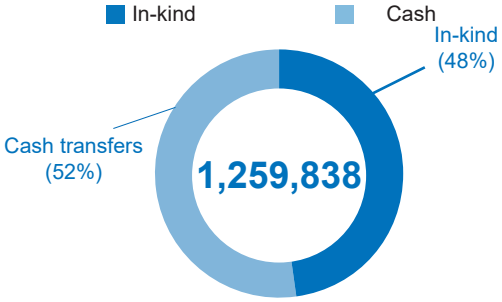

Monthly food assistance by transfer modality

Households with poor or borderline Food Consumption Score

Objective: Refugees have access to adequate nutritious food to meet their basic food and nutrition needs

Indicator	*Actual*	*Target/Standard ('20) Revised*	*Actual* ■ *against annual target* ■ *or standard*
Refugees receiving in-kind food assistance			
- Congolese and other refugees	20,072	423,900	4% of the refugee pop. in settlements
- South Sudanese refugees	583,643	876,981	66% of the refugee pop. in settlements
- Burundian refugees	4,611	43,768	10% of the refugee pop. in settlements
Refugees receiving food assistance through cash transfers			
- Congolese and other refugees	371,073	495,483	75% of the refugee pop. in settlements
- South Sudanese refugees	246,373	881,282	28% of the refugee pop. in settlements
- Burundian refugees	34,079	48,275	70% of the refuge pop. in settlements

0 20 40 60 80 100

Achievements data: ActivityInfo (reported by sector lead) **Author:** UNHCR Representation in Uganda **Feedback:** ugakaimug@unhcr.org **For more info:** www.ugandarefugees.org

Sector contact: Robert Dekker (WFP)
robert.dekker@wfp.org
+256782635317

Published: August 2020

Indicator	Actual	Target/Standard ('20) Revised
Households with poor or borderline Food Consumption Score		
- Congolese and other refugees	39.7%	20%
- South Sudanese refugees	40.1%	18%
- Burundian refugees	12.0%	19%

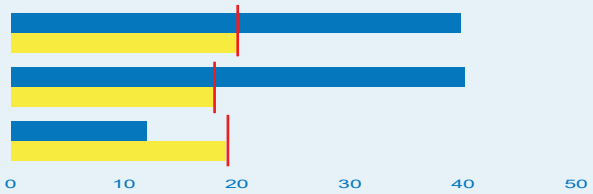

Objective: Targeted food assistance provided to the most vulnerable refugee households based on assessed needs

Indicator	Actual	Target/Standard ('20) Revised
Coping Strategy Score of refugee households		
- Congolese and other refugees	11.5	13
- South Sudanese refugees	11	6
- Burundian refugees	10.8	18

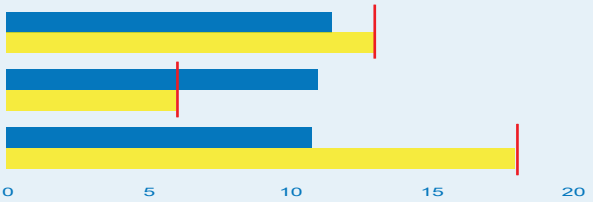

Operational presence

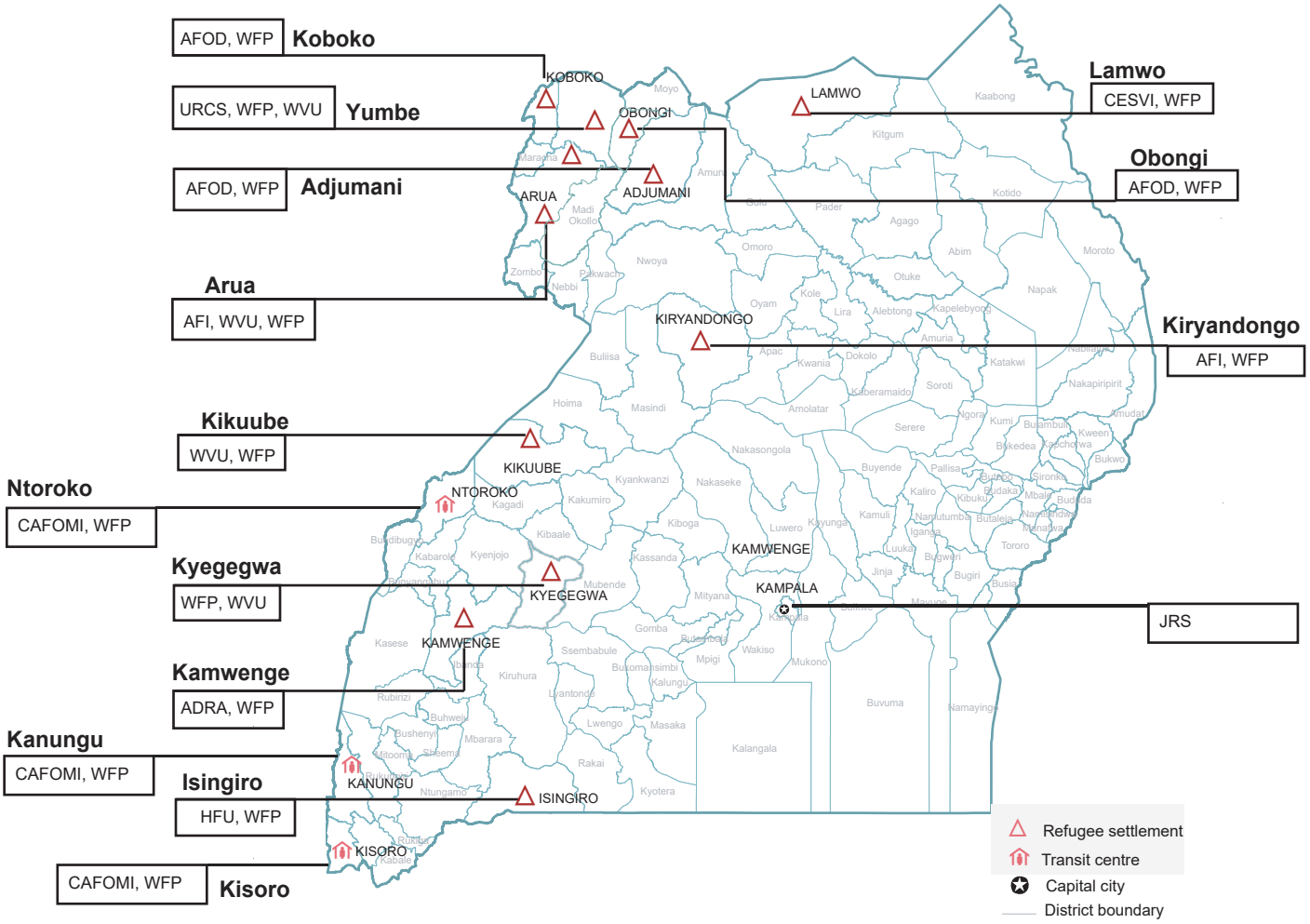

Partners

Adventist Development and Relief Agency (ADRA) | Alliance Forum for Development (AFOD) | Andre Foods International (AFI) | Care and Assistance for Forced Migrants (CAFOMI) | Cooperazione e Sviluppo (CESVI) | Hunger Fighters Uganda (HFU) | United Nations World Food Programme (UN WFP) | Uganda Red Cross Society (URCS) | World Vision International (WVI)