

KEY FIGURES

303,171

Total refugee population

98%

Living in camps and settlements
297,789

82%

Are Women and Children

67,063

Households

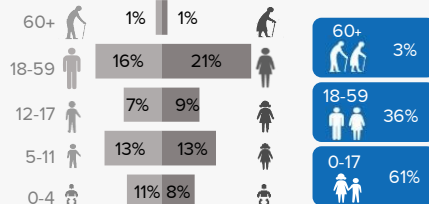
2%

Living in urban areas
5,382

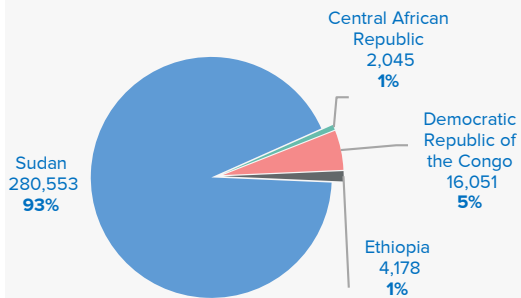
53%

Are female

Age and gender breakdowns

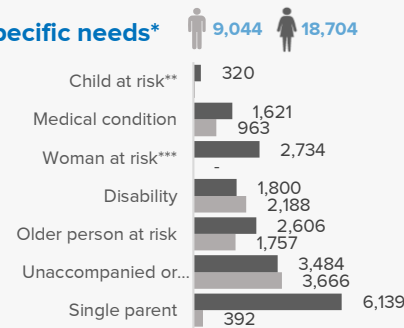


Main countries of origin*



* Excludes 344 refugees from other countries

Main Specific needs*

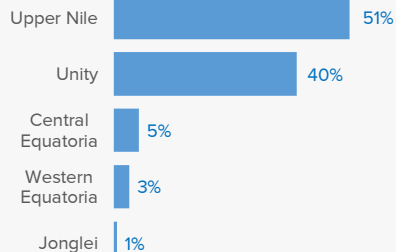


*Individual can have more than one specific need

**Excludes children at risk of not attending school

***Excludes lactating mothers

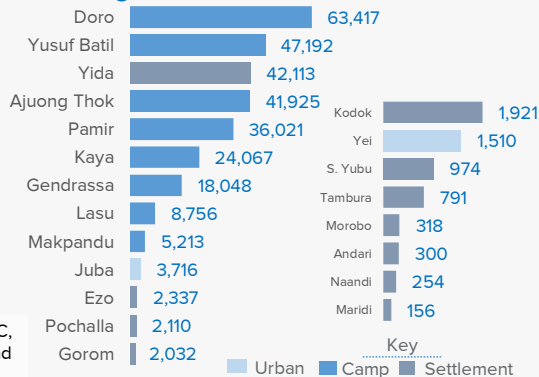
States hosting refugees



Our Partners

CRA, AAHI, ACROSS, ACTED, AHA, CARE, DRC, HDC, IMC, IRC, LWF, RI, SCI, SP, UMCOR, JRS and WVI.

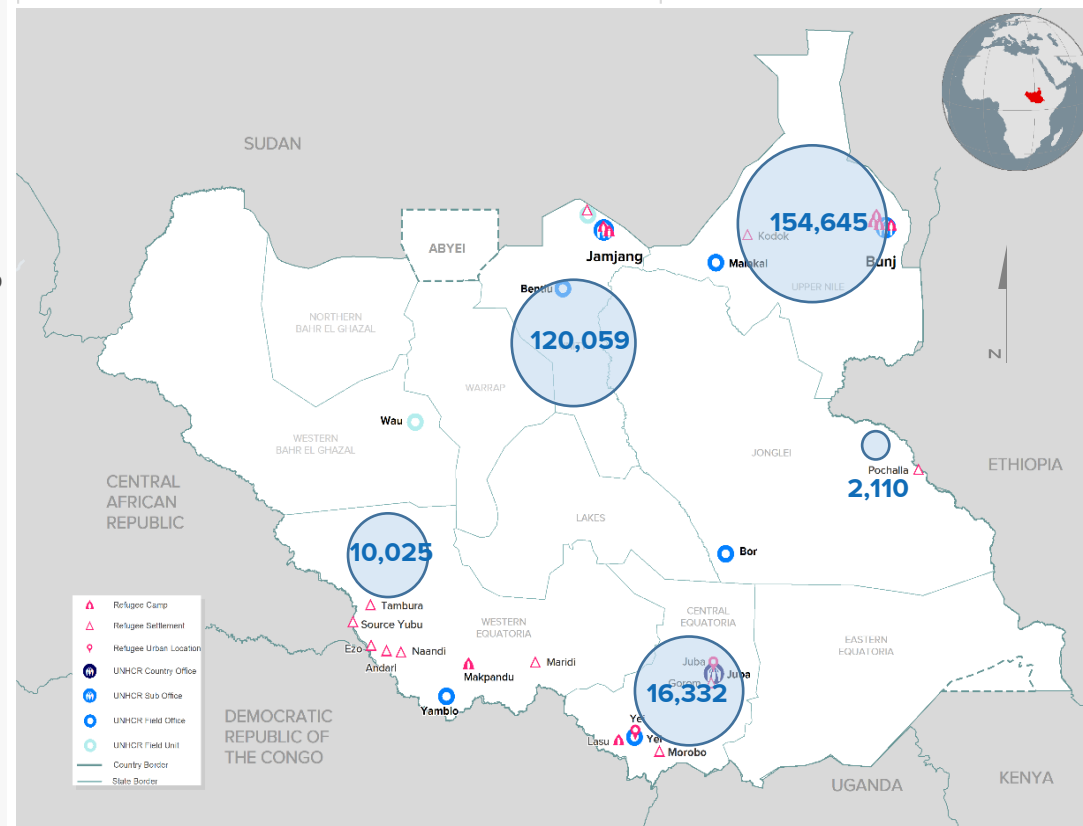
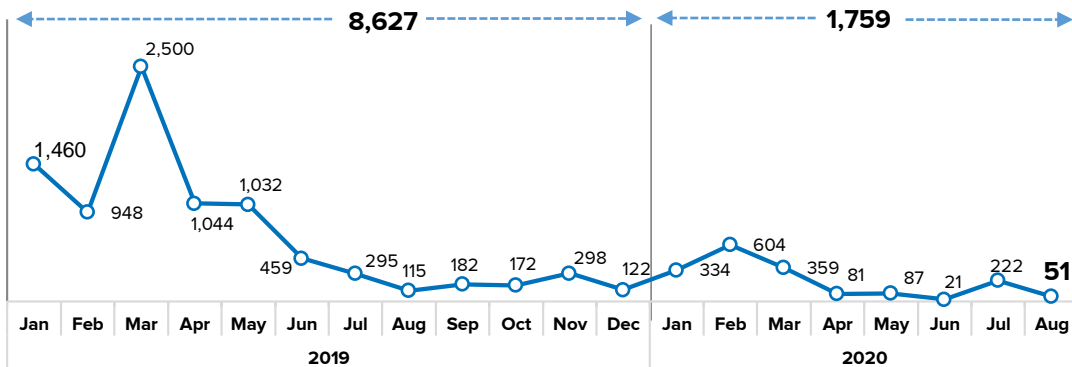
Refugee locations



Note: South Sudan hosts 3,787 asylum seekers (Juba -3,774; Makpandu-8; Maban-1; Pamir -4).

New arrivals trends

Jan 2019 – Aug 2020



South Sudan Refugee statistics: Population by Location, Sex and Age Group

as of the 31-August-2020



State	Location	0 - 4 years			5 - 11 years			12 - 17 years			18 - 59 years			60 years +			Total			Households		
		F	M	Total	F	M	Total	F	M	Total	F	M	Total	F	M	Total	F	M	Total	F	M	Total
Upper Nile	Doro	5,695	5,958	11,653	8,147	8,650	16,797	5,297	5,442	10,739	12,912	10,038	22,950	701	577	1,278	32,752	30,665	63,417	7,749	6,030	13,779
	Kaya	1,817	1,970	3,787	2,898	3,086	5,984	2,043	2,012	4,055	5,305	3,793	9,098	490	653	1,143	12,553	11,514	24,067	2,770	2,478	5,248
	Yusuf Batil	3,685	3,868	7,553	5,776	6,022	11,798	4,015	4,031	8,046	9,844	7,866	17,710	953	1,132	2,085	24,273	22,919	47,192	4,785	4,604	9,389
	Gendrassa	1,238	1,272	2,510	2,235	2,390	4,625	1,631	1,541	3,172	3,977	3,004	6,981	346	414	760	9,427	8,621	18,048	2,160	1,826	3,986
	Kodok	0	0	0	274	286	560	226	182	408	475	401	876	40	37	77	1,015	906	1,921	327	213	540
	Total	12,435	13,068	25,503	19,330	20,434	39,764	13,212	13,208	26,420	32,513	25,102	57,615	2,530	2,813	5,343	80,020	74,625	154,645	17,791	15,151	32,942
Unity State	Ajounj Thok	3,576	3,583	7,159	5,287	5,399	10,686	4,021	4,307	8,328	8,261	6,873	15,134	372	246	618	21,517	20,408	41,925	5,031	3,034	8,065
	Pamir	3,634	3,631	7,265	4,860	4,979	9,839	3,380	3,127	6,507	7,284	4,600	11,884	327	199	526	19,485	16,536	36,021	5,564	2,101	7,665
	Yida	3,094	3,191	6,285	6,404	6,574	12,978	4,479	4,106	8,585	9,792	3,783	13,575	429	261	690	24,198	17,915	42,113	6,404	1,841	8,245
	Total	10,304	10,405	20,709	16,551	16,952	33,503	11,880	11,540	23,420	25,337	15,256	40,593	1,128	706	1,834	65,200	54,859	120,059	16,999	6,976	23,975
Central Equatoria	Gorom	173	188	361	214	236	450	164	181	345	439	397	836	27	13	40	1,017	1,015	2,032	324	310	634
	Juba	108	93	201	211	192	403	136	132	268	455	2,268	2,723	7	114	121	917	2,799	3,716	243	2,286	2,529
	Lasu	152	165	317	1,247	1,242	2,489	816	797	1,613	2,116	1,828	3,944	250	143	393	4,581	4,175	8,756	1,258	1,201	2,459
	Morobo	5	7	12	54	49	103	26	42	68	71	53	124	4	7	11	160	158	318	38	41	79
	Yei	85	100	185	170	208	378	140	143	283	271	359	630	15	19	34	681	829	1,510	224	304	528
	Total	523	553	1,076	1,896	1,927	3,823	1,282	1,295	2,577	3,352	4,905	8,257	303	296	599	7,356	8,976	16,332	2,087	4,142	6,229
Jonglei State	Pochalla	210	212	422	208	248	456	190	235	425	574	168	742	52	13	65	1,234	876	2,110	435	87	522
	Total	210	212	422	208	248	456	190	235	425	574	168	742	52	13	65	1,234	876	2,110	435	87	522
Western Equatoria	Andari	0	0	0	50	48	98	18	25	43	86	52	138	8	13	21	162	138	300	60	61	121
	Ezo	0	1	1	257	285	542	152	152	304	790	504	1,294	105	91	196	1,304	1,033	2,337	557	424	981
	Makpandu	470	515	985	617	586	1,203	381	340	721	1,144	1,040	2,184	49	71	120	2,661	2,552	5,213	708	869	1,577
	Maridi	3	3	6	21	14	35	15	17	32	33	48	81	0	2	2	72	84	156	27	43	70
	Naandi	0	0	0	40	36	76	24	29	53	55	52	107	8	10	18	127	127	254	39	45	84
	Source yubu	0	0	0	141	171	312	90	89	179	288	162	450	16	17	33	535	439	974	196	124	320
	Tambura	0	1	1	145	157	302	84	73	157	201	118	319	8	4	12	438	353	791	147	95	242
	Total	473	520	993	1,271	1,297	2,568	764	725	1,489	2,597	1,976	4,573	194	208	402	5,299	4,726	10,025	1,734	1,661	3,395
Grand total		23,945	24,758	48,703	39,256	40,858	80,114	27,328	27,003	54,331	64,373	47,407	111,780	4,207	4,036	8,243	159,109	144,062	303,171	39,046	28,017	67,063

South Sudan Statistics: Population by Country of Origin, Sex and Age Group

as of the 31-August-2020



Country of Origin	Settlement	Households (HHs)			Persons																	
		Total HHs	Female headed		0 - 4 years			5 - 11 years			12 - 17 years			18 - 59 years			60 years +			Total		
			HHs	%	F	M	T	F	M	T	F	M	T	F	M	T	F	M	T	F	M	T
CENTRAL AFRICAN REPUBLIC	Andari	1	-	0%	0	0	0	0	0	0	0	0	0	1	1	0	0	0	0	1	1	0
	Ezo	13	8	62%	0	0	0	3	6	9	2	4	6	13	4	17	1	2	3	19	16	35
	Makpandu	115	24	21%	23	30	53	19	25	44	16	15	31	50	95	145	0	6	6	108	171	279
	Naandi	7	4	57%	0	0	0	1	7	8	1	0	1	5	3	8	0	0	0	7	10	17
	SourceYubu	308	188	61%	0	0	0	136	171	307	87	87	174	279	158	437	15	15	30	517	431	948
	Tambura	228	139	61%	0	1	1	139	152	291	83	71	154	192	112	304	6	4	10	420	340	760
	Juba	1	-	0%	0	0	0	0	0	0	2	1	3	1	1	2	0	0	0	3	2	5
Total	673	363	54%	23	31	54	298	361	659	191	178	369	540	374	914	22	27	49	1,074	971	2,045	
DEMOCRATIC REPUBLIC OF THE CONGO	Gorom	1	-	0%	1	-	1	-	1	1	-	1	1	-	-	-	-	1	1	1	3	4
	Andari	120	60	50%	-	-	-	50	48	98	18	25	43	86	51	137	8	13	21	162	137	299
	Ezo	968	549	57%	-	1	1	254	279	533	150	148	298	777	500	1,277	104	89	193	1,285	1,017	2,302
	Juba	18	5	28%	-	1	1	5	2	7	2	3	5	7	10	17	2	3	5	16	19	35
	Lasu	2,212	1,198	54%	137	160	297	1,146	1,137	2,283	747	705	1,452	2,006	1,601	3,607	249	139	388	4,285	3,742	8,027
	Makpandu	1,258	632	50%	398	416	814	491	455	946	286	264	550	944	729	1,673	48	56	104	2,167	1,920	4,087
	Morobo	79	38	48%	5	7	12	54	49	103	26	42	68	71	53	124	4	7	11	160	158	318
	Naandi	77	35	45%	-	-	-	39	29	68	23	29	52	50	49	99	8	10	18	120	117	237
	SourceYubu	12	8	67%	-	-	-	5	-	5	3	2	5	9	4	13	1	2	3	18	8	26
	Tambura	14	8	57%	-	-	-	6	5	11	1	2	3	9	6	15	2	-	2	18	13	31
Yei	252	170	67%	46	54	100	76	89	165	52	62	114	178	103	281	15	10	25	367	318	685	
Total	5,011	2,703	54%	587	639	1,226	2,126	2,094	4,220	1,308	1,283	2,591	4,137	3,106	7,243	441	330	771	8,599	7,452	16,051	
ETHIOPIA	Doro	1	-	1	2	-	2	2	-	2	-	-	-	3	1	4	-	-	-	7	1	8
	Gorom	627	324	52%	171	186	357	211	233	444	162	180	342	438	392	830	27	11	38	1,009	1,002	2,011
	Juba	15	3	0%	1	-	1	1	2	3	-	-	-	9	13	22	-	-	-	11	15	26
	Makpandu*	7	2	0%	1	-	1	1	1	2	1	-	1	2	5	7	-	-	-	5	6	11
	Pochalla	522	435	83%	210	212	422	208	248	456	190	235	425	574	168	742	52	13	65	1,234	876	2,110
	Kodok	2	1	50%	-	-	-	1	1	2	2	-	2	2	-	2	-	-	-	5	1	6
	Ajuong Thok	1	1	100%	-	1	1	-	1	1	-	-	-	2	2	4	-	-	-	2	4	6
Total	1,175	766	4	385	399	784	424	486	910	355	415	770	1,030	581	1,611	79	24	103	2,273	1,905	4,178	
SUDAN	Ajuong Thok	8,064	5,030	62%	3,576	3,582	7,158	5,287	5,398	10,685	4,021	4,307	8,328	8,259	6,871	15,130	372	246	618	21,515	20,404	41,919
	Yusif Batil	9,389	4,785	51%	3,685	3,868	7,553	5,776	6,022	11,798	4,015	4,031	8,046	9,844	7,866	17,710	953	1,132	2,085	24,273	22,919	47,192
	Doro	13,778	7,749	56%	5,693	5,958	11,651	8,145	8,650	16,795	5,297	5,442	10,739	12,908	10,037	22,945	701	577	1,278	32,744	30,664	63,408
	Gendrassa	3,986	2,160	54%	1,238	1,272	2,510	2,235	2,390	4,625	1,631	1,541	3,172	3,977	3,004	6,981	346	414	760	9,427	8,621	18,048
	Gorom	5	-	5	1	2	3	3	2	5	2	-	2	1	4	5	-	1	1	7	9	16
	Juba	2,285	216	9%	98	86	184	198	186	384	132	126	258	401	2,059	2,460	5	103	108	834	2,560	3,394
	Kaya	5,248	2,770	53%	1,817	1,970	3,787	2,898	3,086	5,984	2,043	2,012	4,055	5,305	3,793	9,098	490	653	1,143	12,553	11,514	24,067
	Kodok	538	326	61%	-	-	-	273	285	558	224	182	406	473	401	874	40	37	77	1,010	905	1,915
	Lasu	247	60	24%	15	5	20	101	105	206	69	92	161	110	227	337	1	4	5	296	433	729
	Makpandu	145	43	30%	46	63	109	98	101	199	78	60	138	133	165	298	-	7	7	355	396	751
	Maridi	70	27	39%	3	3	6	21	14	35	15	17	32	33	48	81	-	2	2	72	84	156
	Pamir	7,665	5,564	73%	3,634	3,631	7,265	4,860	4,979	9,839	3,380	3,127	6,507	7,284	4,600	11,884	327	199	526	19,485	16,536	36,021
	Yei	276	54	20%	39	46	85	94	119	213	88	81	169	92	256	348	-	9	9	313	511	824
Yida	8,245	6,404	78%	3,094	3,191	6,285	6,404	6,574	12,978	4,479	4,106	8,585	9,792	3,783	13,575	429	261	690	24,198	17,915	42,113	
Total	59,941	35,188	59%	22,939	23,677	46,616	36,393	37,911	74,304	25,474	25,124	50,598	58,612	43,114	101,726	3,664	3,645	7,309	147,082	133,471	280,553	
Others*	Others*	263	26	10%	14	15	29	12	3	15	-	4	4	54	231	285	1	10	11	81	263	344
	Total	263	26	10%	14	15	29	12	3	15	-	4	4	54	231	285	1	10	11	81	263	344
Grand Total	67,063	39,046	58%	23,948	24,761	48,709	39,253	40,855	80,108	27,328	27,004	54,332	64,373	47,406	111,779	4,207	4,036	8,243	159,109	144,062	303,171	

* Refers to refugees from Uganda, Somalia, Eritrea, Syria, Burundi and Egypt spread in Gorom, Lasu, Juba, Makpandu and Doro.

Asylum Seekers Population by Country of Origin, Sex and Age Group in South Sudan

as of the 31-August-2020



Country of Origin	Location	Principal Applicants			Persons																	
		Total Cases	Female headed		0 - 4 years			5 - 11 years			12 - 17 years			18 - 59 years			60 years +			Total		
			Cases	%	F	M	T	F	M	T	F	M	T	F	M	T	F	M	T	F	M	T
BURUNDI	Juba	742	21	3%	18	13	31	10	9	19	3	4	7	74	723	797	0	0	0	105	749	854
	Total	742	21	3%	18	13	31	10	9	19	3	4	7	74	723	797	-	-	-	105	749	854
CHAD	Juba	1	-	0%	-	-	-	-	-	-	-	-	-	-	1	1	-	-	-	-	1	1
	Total	1	-	3%	-	-	-	-	-	-	-	-	-	-	1	1	-	-	-	-	1	1
CAMEROON	Juba	2	-	0%	-	-	-	-	-	-	-	-	-	-	2	2	-	-	-	-	2	2
	Makpandu	2	-	0%	-	-	-	-	-	-	-	-	-	-	2	2	-	-	-	-	2	2
	Total	4	-	0%	-	-	-	-	-	-	-	-	-	-	4	4	-	-	-	-	4	4
ERITREA	Juba	1,939	376	18%	99	150	249	45	45	90	1	8	9	539	1,544	2,083	6	57	63	690	1,804	2,494
	Makpandu	3	-	0%	-	-	-	-	-	-	-	-	-	-	3	3	-	-	-	-	3	3
	Total	1,942	376	19%	99	150	249	45	45	90	1	8	9	539	1,547	2,086	6	57	63	690	1,807	2,497
ETHIOPIA	Doro	1	-	0%	-	-	-	-	-	-	-	-	-	-	1	1	-	-	-	-	1	1
	Juba	272	61	18%	8	19	27	11	6	17	1	-	1	114	210	324	-	2	2	134	237	371
	Makpandu	2	-	0%	-	-	-	-	-	-	-	-	-	-	2	2	-	-	-	-	2	2
	Total	275	61	22%	8	19	27	11	6	17	1	-	1	114	213	327	-	2	2	134	240	374
SOMALIA	Juba	30	1	3%	-	-	-	-	-	-	-	-	-	1	29	30	-	-	-	1	29	30
	Total	30	1	3%	-	-	-	-	-	-	-	-	-	1	29	30	-	-	-	1	29	30
SUDAN	Juba	7	-	0%	-	1	1	-	-	-	-	-	-	2	5	7	-	2	2	2	8	10
	Pamir	-	-	0%	-	-	-	-	-	-	-	-	-	-	4	4	-	-	-	-	4	4
	Total	7	-	0%	-	1	1	-	-	-	-	-	-	2	9	11	-	2	2	2	12	14
SYRIA	Juba	1	-	0%	-	-	-	-	-	-	-	-	-	1	1	1	-	-	-	-	1	1
	Makpandu	1	-	0%	-	-	-	-	-	-	-	-	-	1	1	1	-	-	-	1	-	1
	Total	2	-	0%	-	-	-	-	-	-	-	-	-	2	2	2	-	-	-	1	1	2
Egypt	Juba	1	-	0%	-	-	-	-	-	-	-	-	-	1	1	1	-	-	-	-	1	1
	Juba	1	-	0%	-	-	-	-	-	-	-	-	-	1	1	1	-	-	-	-	1	1
UGANDA	Juba	4	-	0%	2	-	2	-	-	-	-	-	1	4	5	-	-	-	3	4	7	
	Juba	2	-	0%	-	-	-	-	-	-	-	-	-	2	2	-	-	-	-	2	2	
Yemen	Juba	2	-	0%	-	-	-	-	-	-	-	-	-	2	2	-	-	-	-	2	2	
	Total	8	-	0%	2	-	2	-	-	-	-	-	-	1	8	9	-	-	-	3	8	11
Grand Total		3,011	459	1	127	183	310	66	60	126	5	12	17	731	2,536	3,267	6	61	67	936	2,851	3,787