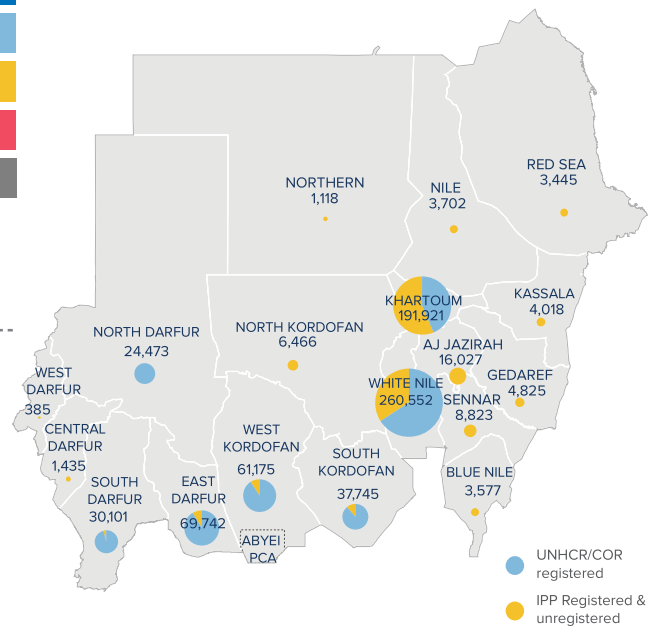


\* As of September 2020, a COR/UNHCR revision of the South Sudanese estimated population in Khartoum resulted in reduction of 91,886 individual.

<sup>1</sup> Total number of refugees is the sum of UNHCR/ Commissioner of Refugees (COR) registered population and IPP registered & unregistered refugees. Government sources estimate a total of 1.3 million South Sudanese refugees in Sudan; however, these data require verification.


<sup>2</sup> IPP: Immigration and Passport Police | Govt: Government

POPULATION BY STATE



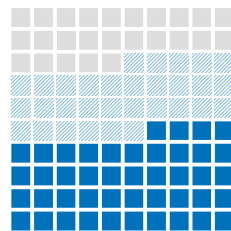
The boundaries and names shown and the designations used on this map do not imply official endorsement or acceptance by the United Nations.

REGISTRATION STATUS



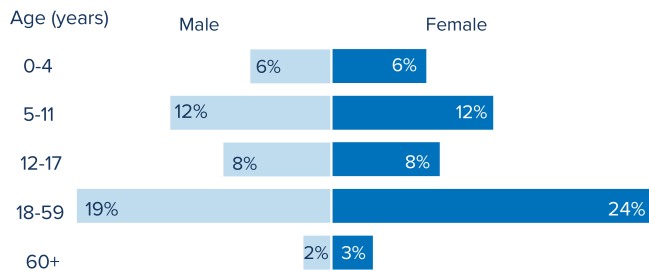
■ Biometric registration (60%)  
■ Household Pre-Registration (4%)  
■ Inter-agency out-of-camp assessment (12%)  
■ IPP registered & unregistered (24%)

POPULATION DISTRIBUTION

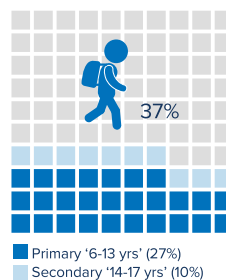


■ Camp population registered with UNHCR/COR (35%)  
■ Out-of-camp registered with UNHCR/COR (29%)  
■ Out-of-camp - IPP registered & unregistered (36%)

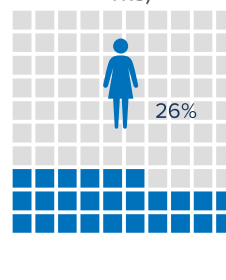
AGE-GENDER BREAKDOWN<sup>3</sup>



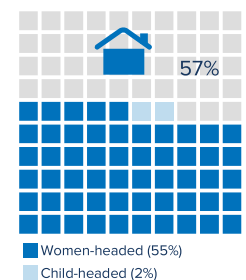
SCHOOL-AGE CHILDREN (6-17 YRS)<sup>3</sup>



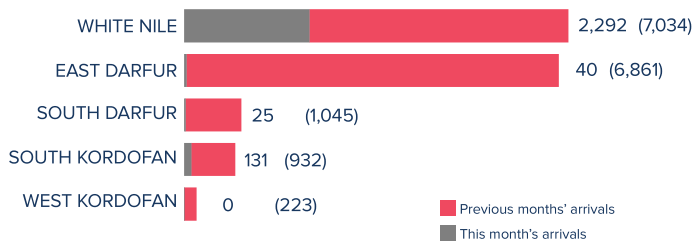
REPRODUCTIVE-AGE WOMEN/GIRLS (13-49 YRS)<sup>3</sup>



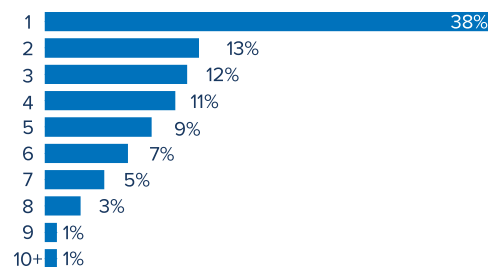
HOUSEHOLD DISTRIBUTION<sup>3</sup>



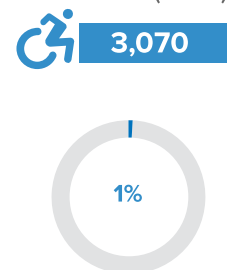
ARRIVALS BY STATE



FAMILY SIZE<sup>3</sup>



PERSONS WITH DISABILITIES (PWDs)<sup>3</sup>



MONTHLY ARRIVAL TRENDS (2015-2020)



<sup>3</sup> Population distribution statistics are based on registered individuals only

Sources: UNHCR, COR, IPP, UNICEF

For Feedback Contact: UNHCR Information Management Unit, [SUDKHM@UNHCR.ORG](mailto:SUDKHM@UNHCR.ORG)