



Child Protection Dashboard

Quarter 3

Uganda Refugee Response Plan (RRP) 2020-2021

January - September 2020

Overview

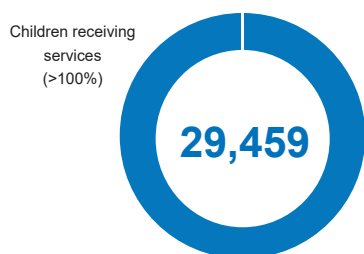
As of 30 September 2020, Uganda hosts over 840,000 refugee children, including 55,077 children with specific child protection concerns (41,066 unaccompanied or separated children and 14,011 children at risk). In Q3, child protection partners continued to provide critical case management services to children at risk despite the challenges faced by Uganda due to the COVID-19 situation. Community-based Child Protection Committees also played an important role by ensuring child protection concerns are brought to the attention of service providers and individual children at risk are referred, monitored and receive support.

Child protection partners and community groups were also engaged in awareness activities to address information needs for children and caregivers on COVID-19 prevention measures, child rights and child protection issues related to COVID-19. Out of the 29,495 children identified to need case management services, more than 100% were receiving comprehensive services. From January to September, 77,347 children participated in community-based and psychosocial support services, focusing on strengthening their resilience and capacities to overcome protection concerns.

Given the high number of unaccompanied or separated children registered in Uganda, provision and monitoring of alternative care arrangements for unaccompanied children under foster care remains a critical priority for the sector. 18,376 unaccompanied or separated children received case management services, the majority of which were adolescent girls and boys between 12-17 years old.

Limited funding for staffing and resources as well as the impact of COVID-19 measures on child protection actors to reach out to children, identify protection issues and respond comprehensively have continued to impact the response in Q3. As such, the case worker ratio children ratio remains significantly high with an average of 1:134 and Child Friendly Spaces remained fully closed in Q3 of 2020. Movement restrictions, partial lockdowns, closure of schools and Child-Friendly Spaces have exacerbated existing challenges and protection concerns faced by children, including limited access to development activities, and outreach to children and adolescents, as well as impact on family separation, violence against children and resorting to harmful coping strategies such as child marriage and child labour.

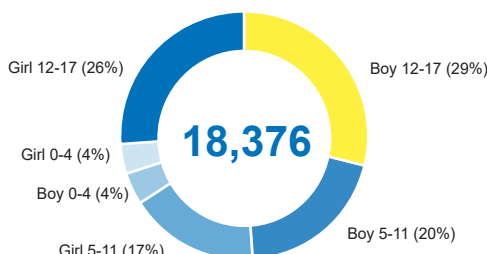
Key indicators



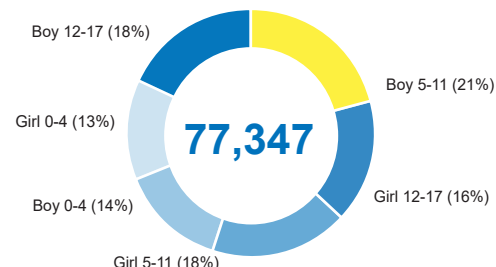
Open individual child protection cases vs. children receiving services

20,996

Adolescents participating in targeted programs



Unaccompanied or separated children receiving services (by gender and age)



Children participating in community-based support (by gender and age)

27

Child-friendly spaces*

Objective: Adequate and quality child protection services for children, including case management services, are provided in refugee and host communities

Indicator	Actual	Target (2020 revised)	Actual against annual target or standard
Open individual child protection cases			
- Congolese and other refugees	10,607	12,000	
- South Sudanese refugees	20,948	21,000	
- Burundian refugees	1,120	525	

of which:

Unaccompanied or separated children with open cases

- Congolese and other refugees	4,996	7,200	
- South Sudanese refugees	14,335	12,600	
- Burundian refugees	0	315	

* The data on the dashboard is based on cumulative achievements on activities/indicators in 2020

Achievements data: Activity/Info
Sector contacts: Lisa Zimmermann (UNICEF) lzimmermann@unicef.org +256772147076

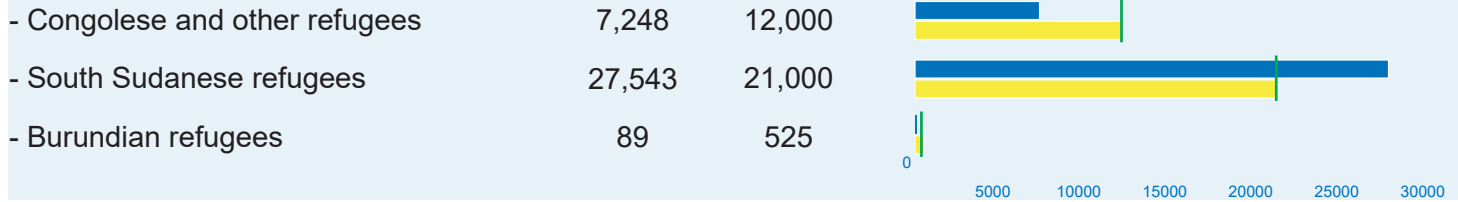
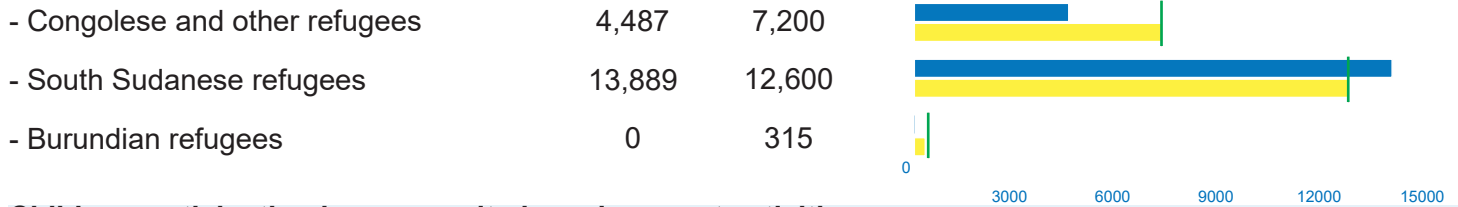
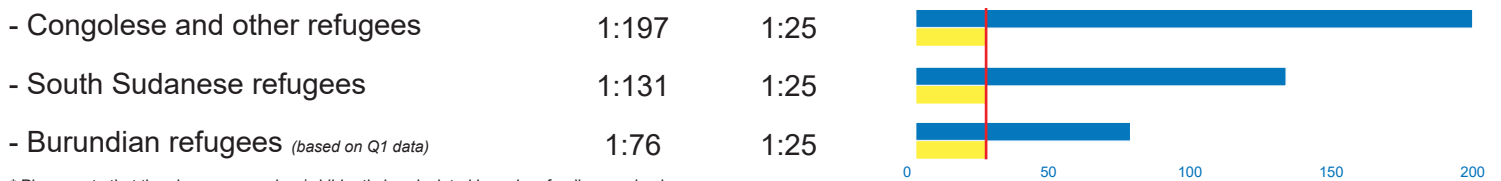
Author: UNHCR Representation in Uganda
Sophie Etzold (UNHCR) etzold@unhcr.org +256783590745

Feedback: ugakaimug@unhcr.org
Published: November 2020

For more info: www.ugandarefugees.org

* CFS are closed in line with MOH guidance, the number reflects those that would normally be open and functioning

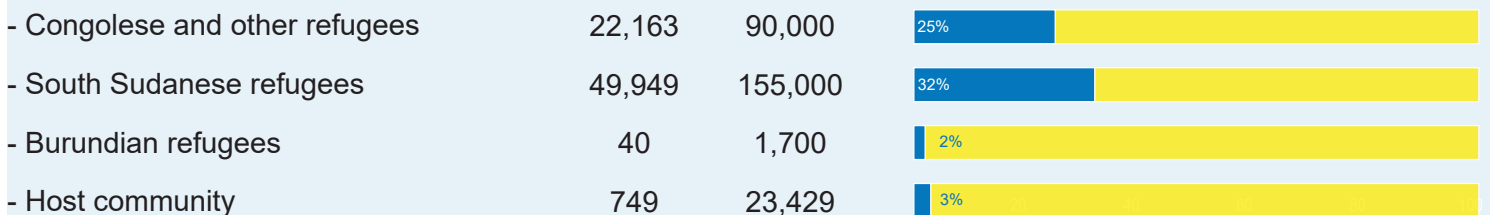
Indicator

Actual Target (2020 revised) Actual ■ against annual target or standard ■**Children receiving individual services, support and monitoring****Unaccompanied or separated children receiving individual services, support or monitoring****Children participating in community-based support activities****Caseworker / child ratio on case management***

* Please note that the above caseworker / child ratio is calculated based on funding received, actual services are based on the child's level of risk and protection needs, regardless of the country of origin. In addition to caseworkers, there are 474 community-based volunteers supporting case management.

Adolescents participating in targeted programs**Objective: Effective and safe child protection systems that prevent and respond to child protection concerns in refugee and host communities are strengthened**

Indicator

Actual Target (2020 revised) Actual ■ against annual target or standard ■**Community members, service providers and government staff who benefitted from training and awareness raising activities on child protection****Community-based child protection committees functional**

Operational Presence

Koboko

HADS, UNHCR**

Yumbe

Alight, FCA, Plan, SCI, UNHCR**, UNICEF*, WVI

Adjumani

FH, LWF, SCI, UNHCR**, WVI

Terego & Madi Okollo

DRC, Plan, SCI, UNHCR**, UNICEF*, WVI

Kikuube

Alight, CAFOMI, LWF, SCI, UNHCR**, UNICEF*

Kyegegwa

SCI, StreetChild, UNHCR*, UNICEF*

Kamwenge

LWF, SCI, UNHCR*, UNICEF*

Kanungu

SCI

Kisoro

CAFOMI, UNHCR

Lamwo

AWYAD, LWF, UNHCR*, UNICEF*

Obongi

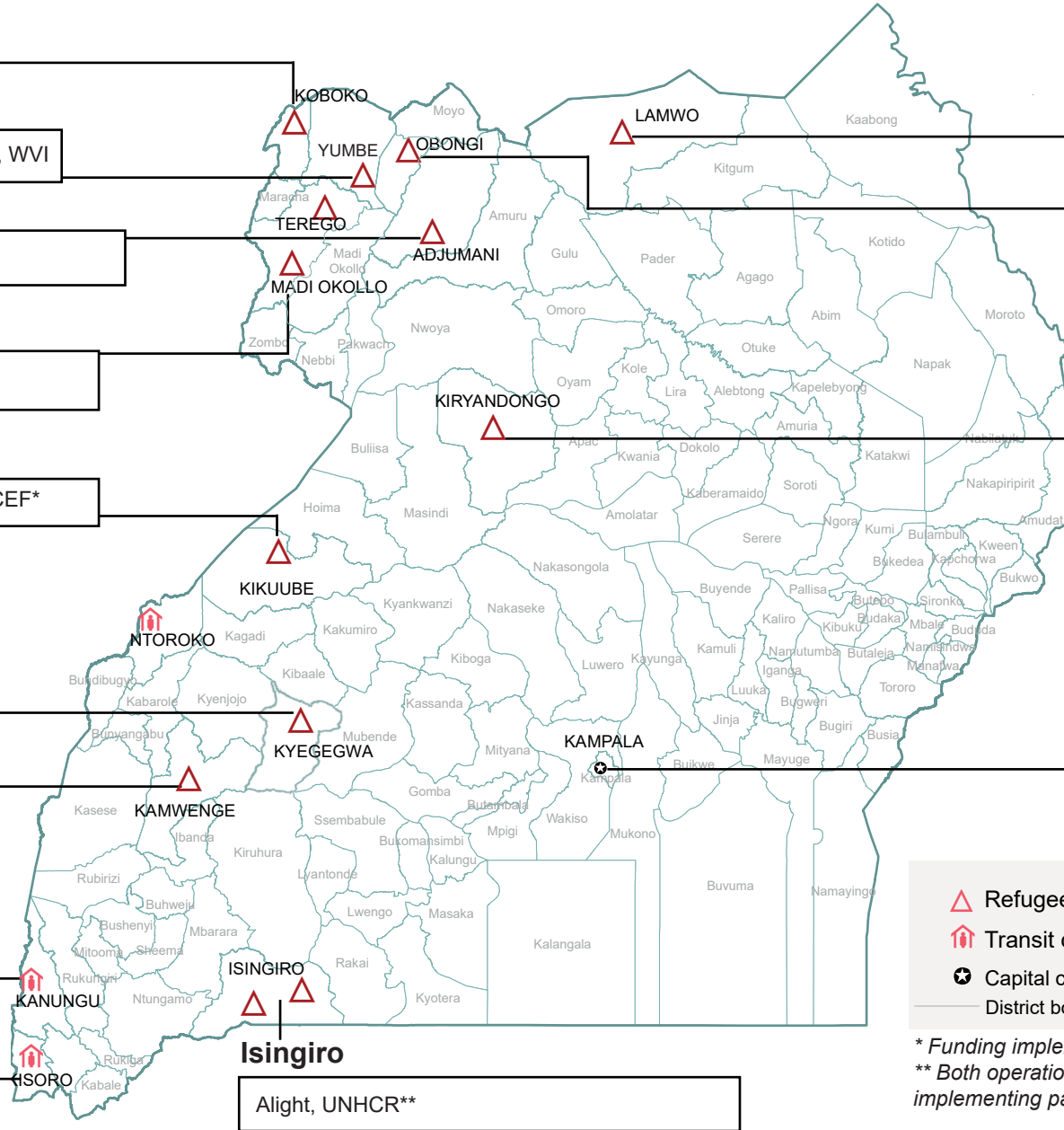
CFI, IsraAID, LWF, SCI, TPO
UNHCR**, UNICEF*

Kiryandongo

DRC, SCI, UNHCR**, UNICEF*

Kampala

CAFOMI, NRC, UNHCR**



- ▲ Refugee settlement
- 🏠 Transit centre
- ★ Capital city
- District boundary

* Funding implementing partners
** Both operational partner and funding implementing partners

The boundaries and names shown and the designations on this map do not imply official endorsement or acceptance by the United Nations