










Camp Location



Infrastructures

-  **1** Booster Pump
-  **1** Warehouse Storage Facility
-  **1** Primary School
-  **1** Secondary School
-  **1** Health Center
-  **2** Water Reservoir
-  **3** Borehole
-  **4** Early Childhood Care and Development
-  **16** Water Point

Camp Overview

Office Jijiga
Longitude 43.13
Latitude 9.7
Opening Year 2008
Admin Level 1 Somali
Admin Level 2 Fafan
Admin Level 3 Aw-bare
Camp Manager ARRA

Implementing Agencies (11)

- IRC, UN-UNHCR, SEE, LWF and GIZ
- IRC, UN-UNICEF, ARRA, SCI and DICAC
- IRC, ARRA and LWF
- IRC and ARRA
- IRC and RaDO
- UN-UNHCR and ARRA
- IRC and UN-UNICEF
- UN-WFP and ARRA
- UN-UNHCR and ARRA
- RaDO and ARRA
- ARRA
- ARRA
- UN-UNHCR
- SEE
- UN-UNHCR
- SEE

Overview

Established in 2008, the Sheder Refugees camp is one of the 8 camps in Somali region hosting Somali refugees who are seeking international protection and asylum in Ethiopia.

 **11,399** | **2,351** Households | **5** ~ Household Size
Refugees and Asylum Seekers

46.62% **5,314** Males **6,085** Females **53.38%**


Humanitarian Response

	Indicator	Current	Standard
	% of persons of concern registered on an individual basis	100	100
	# of asylum seekers and refugees biometrically registered in BIMS	10,136	
	% of households living in adequate dwellings	28.28	100
	# of transitional shelters provided	0	
	# of persons of concern per drop-hole in communal latrine	150.93	< 50
	# of PoC reached by environmental health and hygiene campaigns	0	
	% of UASC for whom a best interests process has been initiated or completed	8.73	100
	# of awareness raising campaigns on SGBV prevention and response conducted	2	
	# of hectares of land reforested	4	
	% of health facilities with access to electricity/lighting	0	
	# of community groups supported	4	
	% of children enrolled in primary education	103.44	100
	% of persons of concern receiving >=450 grams of soap/person/month	23.76	100
	Prevalence of anaemia in children (6-59 months)	25	< 20

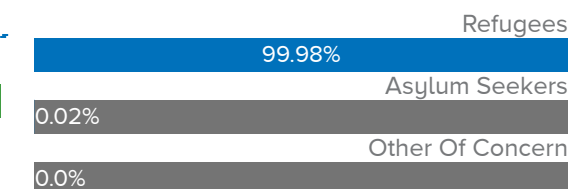
Impact Indicator

Performance Indicator

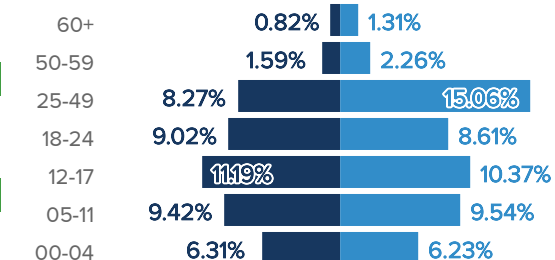
Demography | October-2020

 **10,115**
Biometrically Registered
4,669 Males **5,446** Females

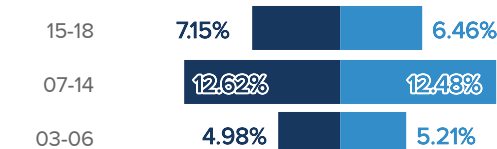
POPULATION BY STATUS



AGE BREAKDOWN



EDUCATION AGE BREAKDOWN



TOP 3 NATIONALITIES

