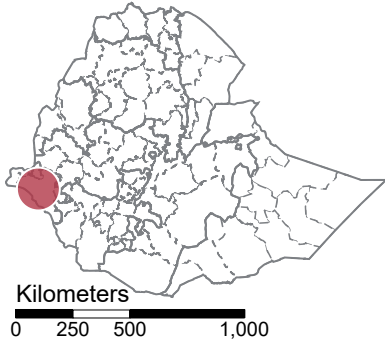




Last important update about the camp

Camp Location



Camp Overview

Office	Gambella
Longitude	34.27
Latitude	7.65
Opening Year	1993
Admin Level 1	Gambela
Admin Level 2	Agnuak
Admin Level 3	Gog
Camp Manager	ARRA

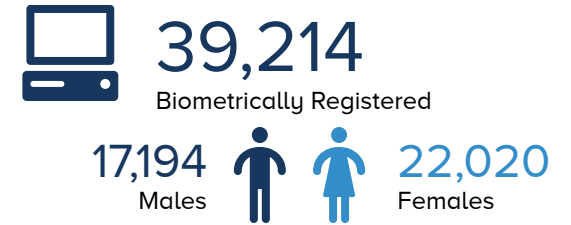
Overview

Established in 1993, the Pugnido Refugees camp is one of the 7 camps in Gambela region hosting South Sudanese refugees who are seeking international protection and asylum in Ethiopia.

43,864 | 8,755 Households | 5 ~ Household Size

Refugees and Asylum Seekers
44.52% 19,530 Males | 24,334 Females 55.48%

Demography | November-2020



Infrastructures

- 1 Secondary School
- 1 Health Center
- 5 Primary School
- 11 Early Childhood Care and Development
- 20 Solid Waste Disposal Pit
- 55 Water Point
 - Booster Pump
 - Water Reservoir
 - Water Treatment Point
 - Distribution centre
 - Community centre
 - Child friendly space
 - Borehole
 - Health Post


Implementing Agencies (23)

- MSA, IRC, CWW, FC, DAI and UN-IOM
- BCSG, RaDO, MF, UN-UNICEF and ARRA
- BCSG, UN-UNICEF, PI and SCI
- UN-UNICEF, ARRA, SCI and DICAC
- RaDO, UN-IOM, HelpAge and SCI
- CWW, UN-UNICEF and ARRA
- UN-IOM, UN-UNHCR and ARRA
- UN-IOM, NRC and ANE
- ZOA, GIZ and NRDEP
- IRC, UN-UNICEF and UN-IOM
- UN-WFP and ARRA
- UN-UNHCR and ARRA
- UN-IOM and UN-UNHCR
- ARRA
- UN-UNHCR
- IMC
- GIZ

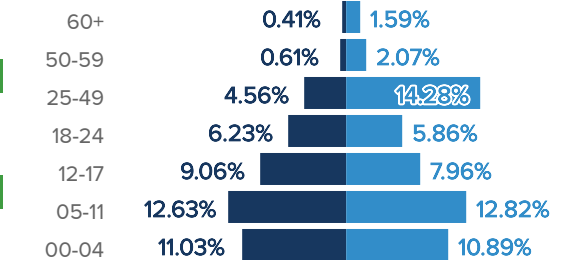
Humanitarian Response

Indicator	Current	Standard
% of households living in adequate dwellings	66.69	100
# of transitional shelters provided	0	
% of persons of concern registered on an individual basis	100	100
# of asylum seekers and refugees biometrically registered in BIMS	31,494	
# of persons of concern per drop-hole in communal latrine	11.95	< 50
# of PoC reached by environmental health and hygiene campaigns	43,431	
% of UASC for whom a best interests process has been initiated or completed	72.66	100
# of awareness raising campaigns on SGBV prevention and response conducted	0	
# of hectares of land reforested	12.8	
% of health facilities with access to electricity/lighting	100	
# of community groups supported	24	
% of children enrolled in primary education	84.53	100
% of households whose needs for basic and domestic items are met	14.26	100
Prevalence of anaemia in children (6-59 months)	43.89	< 20

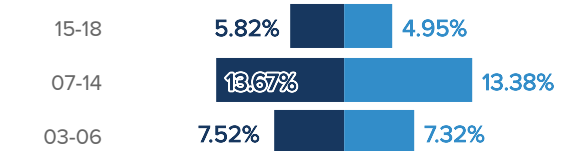
POPULATION BY STATUS



AGE BREAKDOWN



EDUCATION AGE BREAKDOWN



TOP 3 NATIONALITIES

