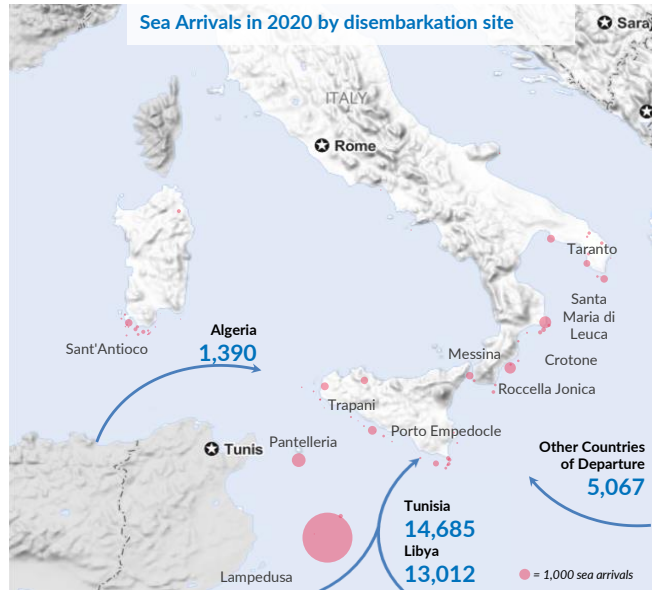


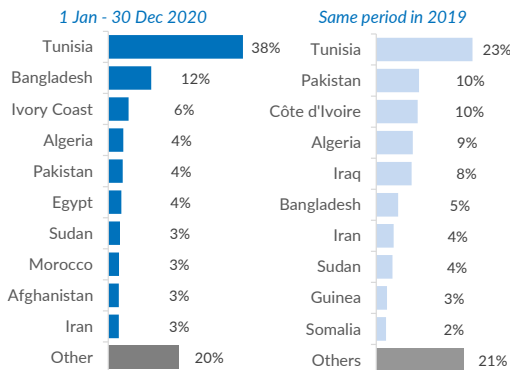
ITALY WEEKLY SNAPSHOT (10 JAN - 17 JAN 2021)

Sea arrivals*

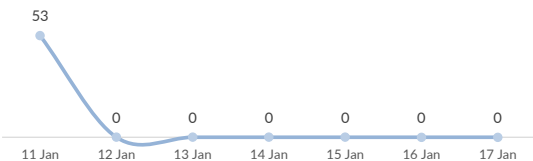
34,154	11,471	+198%
2020 total arrivals	2019 total arrivals	
340	720	-53%
January 2021	January 2020	
month-to-date arrivals	month-to-date arrivals	



Top 10 most common countries of origin



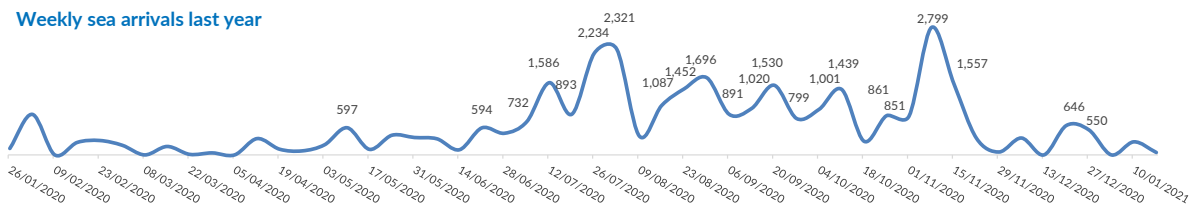
Daily sea arrivals last week (10 Jan - 17 Jan 2021)



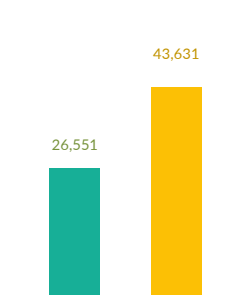
Sea arrivals by gender and age, Jan - Dec 2020



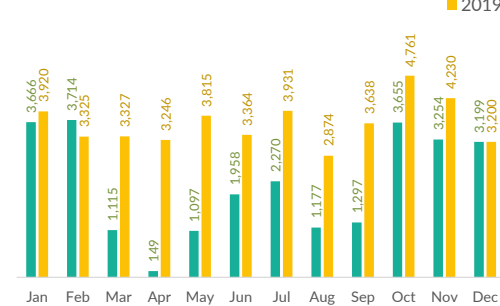
Weekly sea arrivals last year



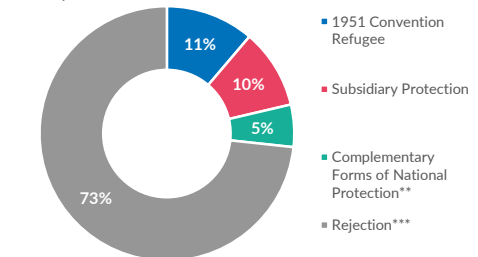
Asylum applications, Jan-Dec 2020 vs Jan-Dec 2019



Asylum applications by month, Applications are not necessarily lodged by new arrivals 2020 vs 2019



First-Instance RSD Decisions, Jan-Sep 2020



Total first-instance decisions (Jan-Sep 2020) **29,547**
 Total pending cases (Jan-Dec 2020) **53,916**

* The charts above are based on figures from the Italian Ministry of Interior and UNHCR estimates. All figures are provisional and subject to change. Please note that, in addition to sea arrivals, Italy also receives land arrivals and air arrivals. The present document focuses on sea arrivals only, as per official figures provided by the Italian Ministry of Interior.
 ** "Complementary forms of national protection" include decisions granting authorization to stay for humanitarian reasons under national law to persons who are not eligible for international protection, but nonetheless at risk of violation of articles 3 and 8 of the ECHR in case of return
 ***"Rejection" includes all cases closed, including decisions not taken on the merits, such as inadmissibility decisions and no-shows.