Uganda - Refugee Statistics February 2021 - Adjumani

Total Population
217,387

Total Refugees
217,310

Total Households
32,663

Total Asylum-Seekers
77

Women and Children
84%
183,013

Female
53%
116,155

Elderly
3%
7,485

Youth 15-24
27%
58,109

Zones - Top 10

Level3	HHs	Individuals
Nyumanzi	5,126	41,051
Pagrinya	6,525	36,918
Ayilo I	3,120	28,259
Maaji II	2,992	17,149
Maaji III	2,857	15,779
Ayilo II	2,141	15,273
Boroli I	1,681	10,121
Agojo	1,781	7,406
Mirieyi	963	7,286
Baratuku	997	7,091

Country of Origin	Total
South Sudan	217,141
Sudan	227
Eritrea	5
Ethiopia	4
Burundi	3
Democratic Republic of the Congo	3
Kenya	2
Rwanda	2

Age & Gender Breakdown

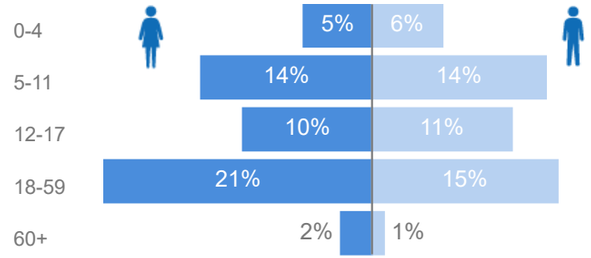

Specific Needs - Top 7

13,262 6,585

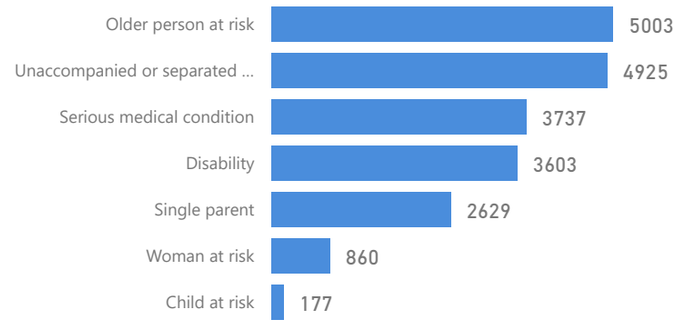

New Registration by Month

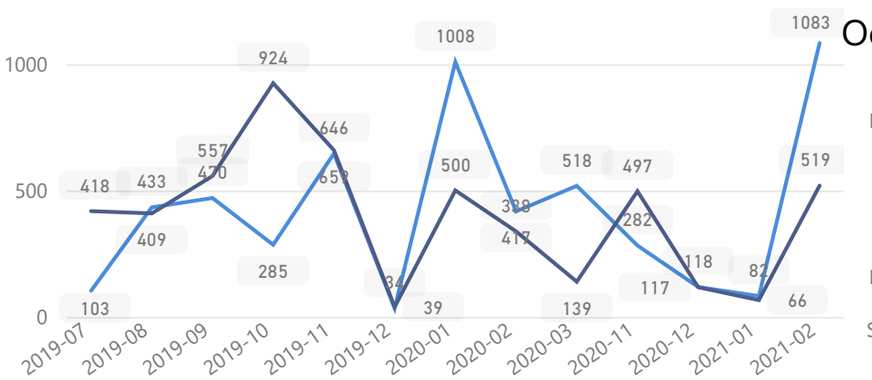

Occupation - Top 5

23.7% Have occupation

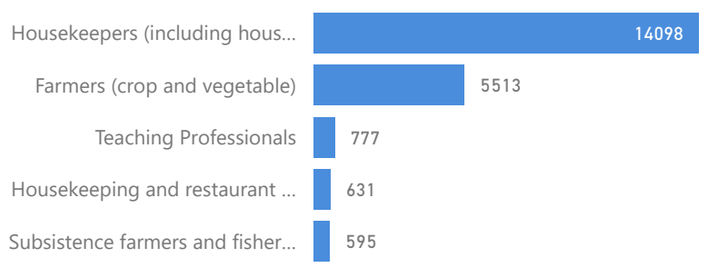

* Age is between 18 - 59 years for Occupation
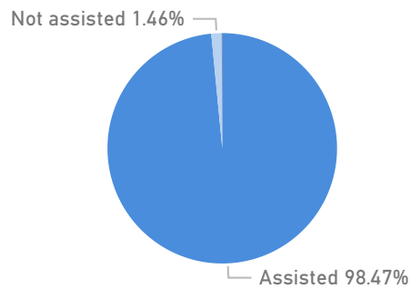
Assistance Status