

Active Registered Persons Of Concern

## 22,025


**22,024**  
100.0%

**1**  
0.0%

**963**  
4.4%

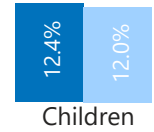
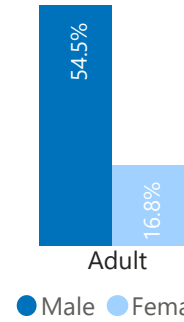
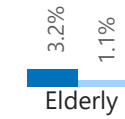
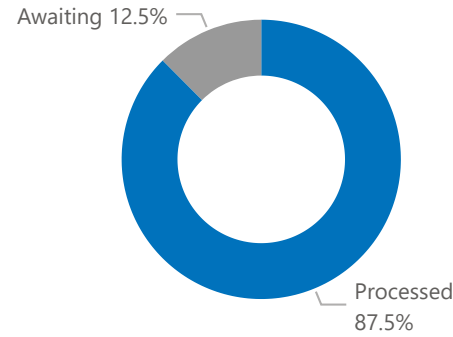
**15,704**  
71.3%

**5,358**  
24.3%

### Age and Gender

Gender	0-4	5-11	12-17	18-35	36-59	60+
Female	969	993	672	2,322	1,372	251
Male	980	1,034	710	7,399	4,611	712
<b>Total</b>	<b>1,949</b>	<b>2,027</b>	<b>1,382</b>	<b>9,721</b>	<b>5,983</b>	<b>963</b>
	8.8%	9.2%	6.3%	44.1%	27.2%	4.4%

### Biometric Statistics



### Origin Country

SOM	717	3.3%
other	1,452	6.6%
SUD	6,013	27.3%
YEM	13,843	62.9%

### Specific Needs

Serious medical condition	3,210	0.4%
Disability	1,330	0.2%
Specific legal and physical protection needs	872	0.1%
Woman at risk	555	0.1%
Child at risk	321	0.0%
Single parent	284	0.0%
Older person at risk	118	0.0%
Unaccompanied or separated child	74	0.0%
<b>Individuals with Specific Needs</b>	<b>4,860</b>	<b>0.6%</b>

\* An individual can have mre than one specific need

### Registration Trend

Pre - 2011	8,235	0.6%
2011	857	0.1%
2012	694	0.1%
2013	2,409	0.2%
2014	2,846	0.2%
2015	4,356	0.3%
2016	3,543	0.3%
2017	5,584	0.4%
2018	8,062	0.6%
2019	1,206	0.1%
2020	423	0.0%
2021	151	0.0%

### Registration Trend Quarterly

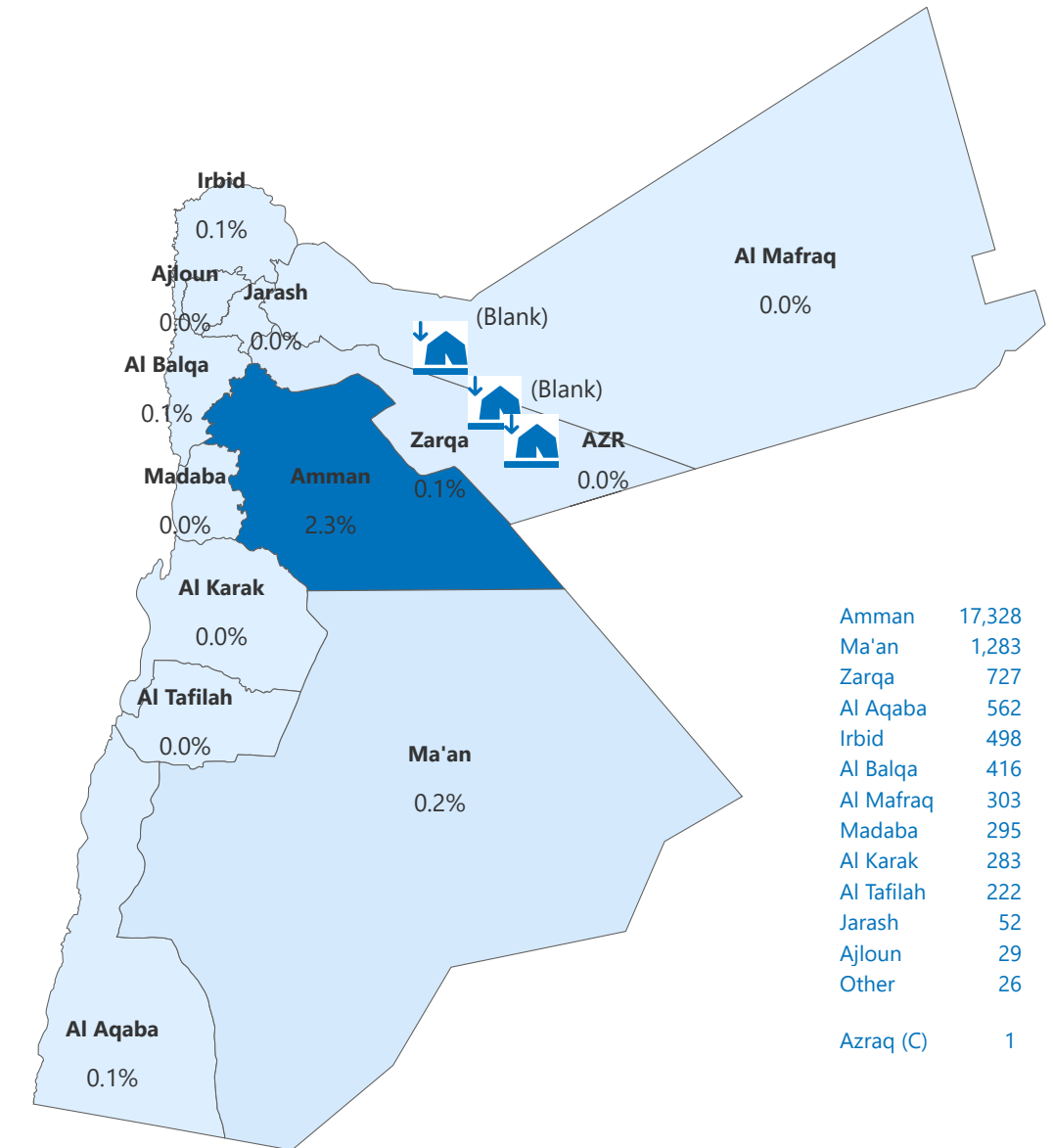
● Arrival ● Registered



### Year of Arrival

Pre 2011	1,610	8.2%
2011	564	2.9%
2012	1,069	5.4%
2013	2,409	12.2%
2014	1,979	10.0%
2015	3,429	17.4%
2016	1,433	7.3%
2017	2,027	10.3%
2018	5,139	26.0%
2019	82	0.4%
2020	9	0.0%
2021	1	0.0%

babies who are represented under the registration trend.



Amman	17,328
Ma'an	1,283
Zarqa	727
Al Aqaba	562
Irbid	498
Al Balqa	416
Al Mafrqa	303
Madaba	295
Al Karak	283
Al Tafilah	222
Jarash	52
Ajloun	29
Other	26
Azraq (C)	1