South Sudan
Refugee Population Statistics
As of 31 March 2021

KEY FIGURES

317,158
Total refugee population

68,004
Households

98% Living in camps and settlements

2% Living in urban areas

83% Are Women and Children

52% Are female

Refugee Age and gender breakdown

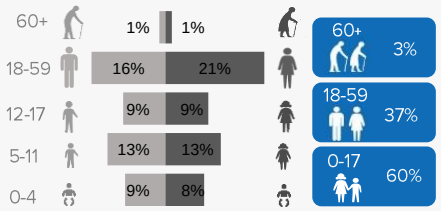

New arrivals trends

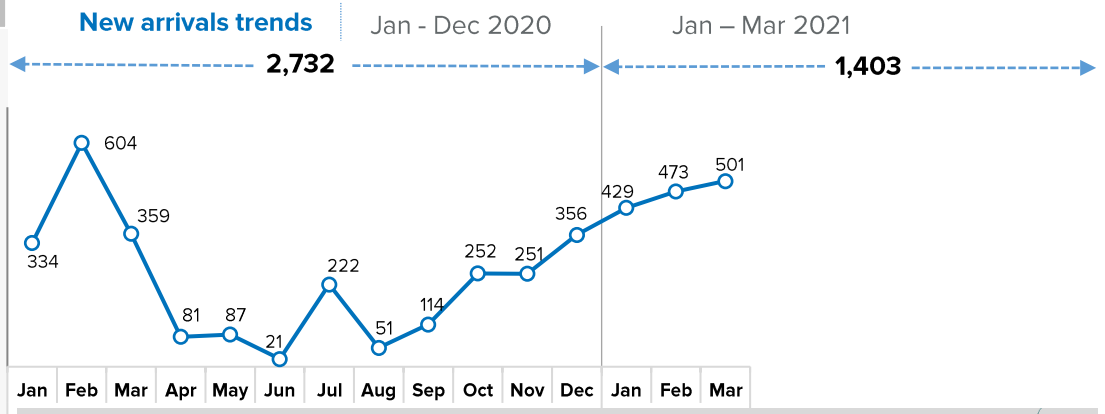

Main countries of origin*

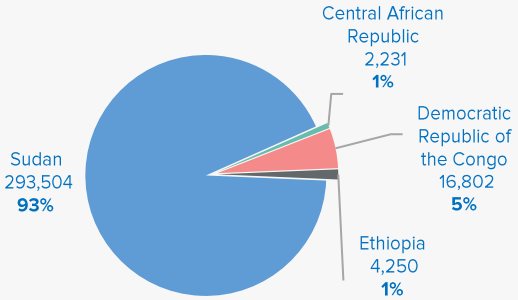

*Excludes 371 refugees from other countries

Main Specific needs* 12,190 37,736

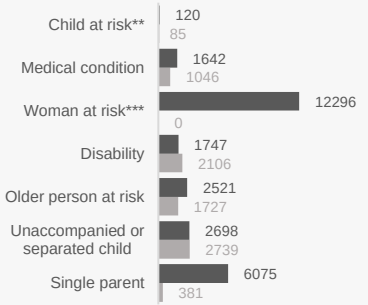

*Individual can have more than one specific need
**Excludes children at risk of not attending school
***Excludes lactating mothers

States hosting refugees

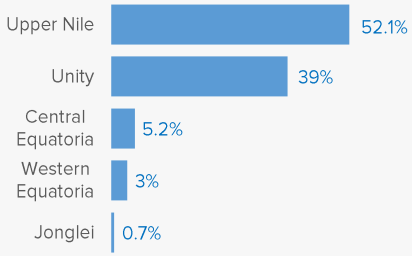

Refugee locations

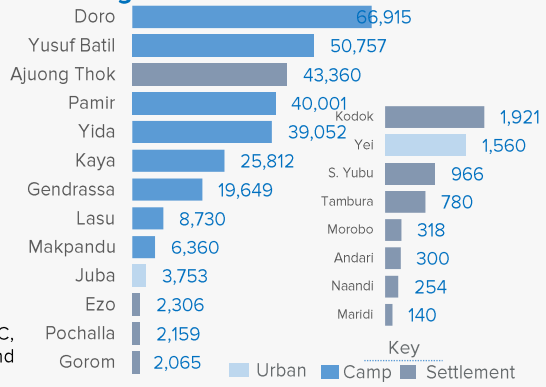

Our Partners

CRA, AAHI, ACROSS, ACTED, AHA, CARE, DRC, HDC, IMC, IRC, LWF, RI, SCI, SP, UMCOR, JRS and WVI.

Note: *South Sudan hosts **3,826 asylum seekers** (Juba=**3,785**; Ajuong Thok=**27**; Makpandu=**9**; Maban=**1**; Pamir =**4**).*

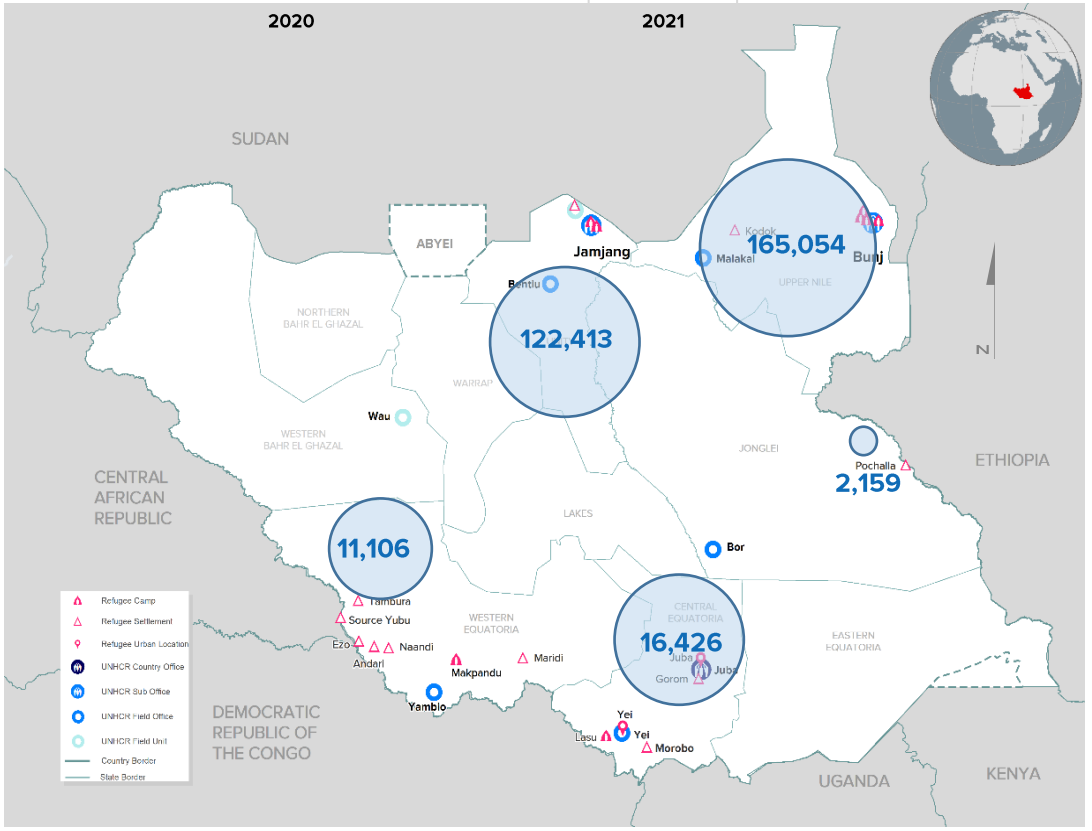

The boundaries and names shown, and the designations used on the maps do not imply official endorsement or acceptance by the United Nations. Final boundary between the Republic of Sudan and the Republic of South Sudan has not yet been determined. Final status of the Abyei area is not yet determined.
Printing date: 06 April 2021 **Sources:** Refugee statistics – UNHCR proGres, Boundaries - UNCS Statistics - UNHCR, Governments, NGOs. **Author:** Operational Data Management Unit, UNHCR South Sudan **Feedback:** SSDJUODM@unhcr.org

South Sudan Refugee statistics: Population by Location, Sex and Age Group

as of the 31-March-2021

State	Location	0 - 4 years			5 - 11 years			12 - 17 years			18 - 59 years			60 years +			Total			Households		
		F	M	Total	F	M	Total	F	M	Total	F	M	Total	F	M	Total	F	M	Total	F	M	Total
Upper Nile	Doro	6,518	6,887	13,405	8,100	8,673	16,773	5,592	5,694	11,286	13,493	10,611	24,104	737	610	1,347	34,440	32,475	66,915	7,788	6,046	13,834
	Kaya	2,438	2,644	5,082	2,720	2,864	5,584	2,206	2,237	4,443	5,522	4,010	9,532	504	667	1,171	13,390	12,422	25,812	2,787	2,487	5,274
	Yusuf Batil	4,884	5,070	9,954	5,430	5,707	11,137	4,422	4,491	8,913	10,257	8,349	18,606	981	1,166	2,147	25,974	24,783	50,757	4,825	4,635	9,460
	Gendrassa	1,780	1,921	3,701	2,121	2,286	4,407	1,772	1,684	3,456	4,140	3,167	7,307	354	424	778	10,167	9,482	19,649	2,166	1,833	3,999
	Kodok	0	0	0	219	229	448	263	225	488	493	414	907	40	38	78	1,015	906	1,921	327	213	540
	Total	15,620	16,522	32,142	18,590	19,759	38,349	14,255	14,331	28,586	33,905	26,551	60,456	2,616	2,905	5,521	84,986	80,068	165,054	17,893	15,214	33,107
Unity State	Ajoung Tho	3,419	3,532	6,951	5,260	5,339	10,599	4,263	4,383	8,646	8,924	7,580	16,504	397	263	660	22,263	21,097	43,360	5,160	3,080	8,240
	Pamir	3,741	3,814	7,555	5,339	5,497	10,836	3,925	3,531	7,456	8,413	5,177	13,590	348	216	564	21,766	18,235	40,001	6,136	2,187	8,323
	Yida	2,508	2,616	5,124	5,453	5,555	11,008	4,547	4,349	8,896	9,458	3,866	13,324	432	268	700	22,398	16,654	39,052	6,065	1,775	7,840
	Total	9,668	9,962	19,630	16,052	16,391	32,443	12,735	12,263	24,998	26,795	16,623	43,418	1,177	747	1,924	66,427	55,986	122,413	17,361	7,042	24,403
Central Equatoria	Gorom	154	176	330	218	228	446	161	184	345	468	432	900	29	15	44	1,030	1,035	2,065	327	309	636
	Juba	95	78	173	200	195	395	144	127	271	477	2,303	2,780	7	127	134	923	2,830	3,753	246	2,315	2,561
	Lasu	37	44	81	1,181	1,194	2,375	877	854	1,731	2,206	1,912	4,118	273	152	425	4,574	4,156	8,730	1,255	1,189	2,444
	Morobo	1	0	1	52	48	100	31	46	77	72	57	129	4	7	11	160	158	318	38	41	79
	Yei	85	99	184	166	203	369	147	158	305	287	380	667	16	19	35	701	859	1,560	225	312	537
	Total	372	397	769	1,817	1,868	3,685	1,360	1,369	2,729	3,510	5,084	8,594	329	320	649	7,388	9,038	16,426	2,091	4,166	6,257
Jonglei State	Pochalla	216	223	439	198	233	431	187	233	420	593	196	789	61	19	80	1255	904	2159	437	85	522
	Total	216	223	439	198	233	431	187	233	420	593	196	789	61	19	80	1,255	904	2,159	437	85	522
Western Equatoria	Andari	0	0	0	47	40	87	18	29	47	89	55	144	8	14	22	162	138	300	60	61	121
	Ezo	0	0	0	218	248	466	164	164	328	787	515	1,302	116	94	210	1,285	1,021	2,306	550	419	969
	Makpandu	596	597	1,193	757	731	1,488	468	399	867	1,402	1,267	2,669	59	84	143	3,282	3,078	6,360	875	1,040	1,915
	Maridi	1	1	2	16	11	27	16	16	32	29	48	77	0	2	2	62	78	140	25	42	67
	Naandi	0	0	0	34	33	67	27	28	55	55	56	111	11	10	21	127	127	254	39	45	84
	Source yub	0	0	0	113	143	256	100	106	206	297	167	464	20	20	40	530	436	966	195	124	319
	Tambura	0	1	1	121	135	256	95	87	182	204	122	326	10	5	15	430	350	780	145	95	240
	Total	597	599	1,196	1,306	1,341	2,647	888	829	1,717	2,863	2,230	5,093	224	229	453	5,878	5,228	11,106	1,889	1,826	3,715
	Grand total	26,473	27,703	54,176	37,963	39,592	77,555	29,425	29,025	58,450	67,666	50,684	118,350	4,407	4,220	8,627	165,934	151,224	317,158	39,671	28,333	68,004

South Sudan Statistics: Population by Country of Origin, Sex and Age Group

as of the 31-March-2021

Country of Origin	Settlement	Households (HHs)			Persons																	
		Total HHs	Female headed		0 - 4 years			5 - 11 years			12 - 17 years			18 - 59 years			60 years +			Total		
			HHs	%	F	M	T	F	M	T	F	M	T	F	M	T	F	M	T	F	M	T
CENTRAL AFRICAN REPUBLIC	Andari	1	0	0%	0	0	0	0	0	0	0	0	0	0	1	1	0	0	0	0	1	**1**
	Ezo	12	8	67%	0	0	0	1	6	7	4	4	8	13	3	16	1	2	3	19	15	**34**
	Makpandu	195	47	24%	36	47	83	39	56	95	34	25	59	84	156	240	0	8	8	193	292	**485**
	Naandi	7	4	57%	0	0	0	0	7	7	2	0	2	5	3	8	0	0	0	7	10	**17**
	SourceYubu	307	187	61%	0	0	0	110	143	253	95	104	199	288	163	451	19	18	37	512	428	**940**
	Tambura	226	137	61%	0	1	1	116	130	246	93	85	178	195	116	311	8	5	13	412	337	**749**
	Juba	1	0	0%	0	0	0	0	0	0	2	0	2	1	2	3	0	0	0	3	2	5
	Total	**749**	**383**	51%	**36**	**48**	**84**	**266**	**342**	**608**	**230**	**218**	**448**	**586**	**444**	**1030**	**28**	**33**	**61**	**1146**	**1085**	**2231**
DEMOCRATIC REPUBLIC OF THE CONGO	Gorom	1	0	0%	0	0	0	1	1	2	0	1	1	0	0	0	0	1	1	1	3	4
	Andari	120	60	50%	0	0	0	47	40	87	18	29	47	89	54	143	8	14	22	162	137	**299**
	Ezo	957	542	57%	0	0	0	217	242	459	160	160	320	774	512	1286	115	92	207	1266	1006	**2272**
	Juba	18	5	28%	0	1	1	4	1	5	3	4	7	7	10	17	2	3	5	16	19	**35**
	Lasu	2208	1197	54%	31	43	74	1082	1097	2179	806	766	1572	2091	1684	3775	272	149	421	4282	3739	**8021**
	Makpandu	1479	766	52%	485	473	958	608	541	1149	337	302	639	1135	854	1989	57	66	123	2622	2236	**4858**
	Morobo	79	38	48%	1	0	1	52	48	100	31	46	77	72	57	129	4	7	11	160	158	**318**
	Naandi	77	35	45%	0	0	0	34	26	60	25	28	53	50	53	103	11	10	21	120	117	**237**
	SourceYubu	12	8	67%	0	0	0	3	0	3	5	2	7	9	4	13	1	2	3	18	8	**26**
	Tambura	14	8	57%	0	0	0	5	5	10	2	2	4	9	6	15	2	0	2	18	13	**31**
	Yei	252	169	67%	47	52	99	76	90	166	51	65	116	184	110	294	16	10	26	374	327	**701**
	Total	**5217**	**2828**	54%	**564**	**569**	**1133**	**2129**	**2091**	**4220**	**1438**	**1405**	**2843**	**4420**	**3344**	**7764**	**488**	**354**	**842**	**9039**	**7763**	**16802**
ETHIOPIA	Doro	1	0	1	1	0	1	3	0	3	0	0	0	4	1	5	0	0	0	8	1	9
	Gorom	628	325	52%	153	174	327	212	224	436	158	181	339	465	425	890	29	13	42	1017	1017	**2034**
	Juba	14	3	0%	1	0	1	1	2	3	0	0	0	9	12	21	0	0	0	11	14	**25**
	Makpandu	7	2	0%	1	0	1	1	1	2	1	0	1	2	5	7	0	0	0	5	6	**11**
	Pochalla	522	437	84%	216	223	439	198	233	431	187	233	420	593	196	789	61	19	80	1255	904	**2159**
	Kodok	2	1	50%	0	0	0	1	1	2	2	0	2	2	0	2	0	0	0	5	1	**6**
	Ajuong Thok	1	1	100%	0	1	1	0	1	1	0	0	0	2	2	4	0	0	0	2	4	**6**
	Total	**1175**	**769**	**4**	**372**	**398**	**770**	**416**	**462**	**878**	**348**	**414**	**762**	**1077**	**641**	**1718**	**90**	**32**	**122**	**2303**	**1947**	**4250**
SUDAN	Ajuong Thok	8239	5159	63%	3419	3531	6950	5260	5338	10598	4263	4383	8646	8922	7578	16500	397	263	660	22261	21093	**43354**
	Yusif Batil	9460	4825	51%	4884	5070	9954	5430	5707	11137	4422	4491	8913	10257	8349	18606	981	1166	2147	25974	24783	**50757**
	Doro	13833	7788	56%	6517	6887	13404	8097	8673	16770	5592	5694	11286	13488	10610	24098	737	610	1347	34431	32474	**66905**
	Gendrassa	3999	2166	54%	1780	1921	3701	2121	2286	4407	1772	1684	3456	4140	3167	7307	354	424	778	10167	9482	**19649**
	Gorom	7	2	5	1	2	3	5	3	8	3	2	5	3	7	10	0	1	1	12	15	**27**
	Juba	2297	216	9%	85	70	155	188	190	378	139	122	261	420	2076	2496	5	115	120	837	2573	**3410**
	Kaya	5274	2787	53%	2438	2644	5082	2720	2864	5584	2206	2237	4443	5522	4010	9532	504	667	1171	13390	12422	**25812**
	Kodok	538	326	61%	0	0	0	218	228	446	261	225	486	491	414	905	40	38	78	1010	905	**1915**
	Lasu	236	58	25%	6	1	7	99	97	196	71	88	159	115	228	343	1	3	4	292	417	**709**
	Makpandu	181	53	29%	69	69	138	101	128	229	96	71	167	166	205	371	1	8	9	433	481	**914**
	Maridi	67	25	37%	1	1	2	16	11	27	16	16	32	29	48	77	0	2	2	62	78	**140**
	Pamir	8323	6136	74%	3741	3814	7555	5339	5497	10836	3925	3531	7456	8413	5177	13590	348	216	564	21766	18235	**40001**
	Yei	285	56	20%	38	47	85	90	113	203	96	93	189	103	270	373	0	9	9	327	532	**859**
	Yida	7840	6065	77%	2508	2616	5124	5453	5555	11008	4547	4349	8896	9458	3866	13324	432	268	700	22398	16654	**39052**
	Total	**60579**	**35662**	**59%**	**25487**	**26673**	**52160**	**35137**	**36690**	**71827**	**27409**	**26986**	**54395**	**61527**	**46005**	**107532**	**3800**	**3790**	**7590**	**153360**	**140144**	**293504**
Others*	Others*	284	29		14	15	29	15	7	22	0	2	2	56	250	306	1	11	12	86	285	371
	Total	**284**	**29**	**10%**	**14**	**15**	**29**	**15**	**7**	**22**	**0**	**2**	**2**	**56**	**250**	**306**	**1**	**11**	**12**	**86**	**285**	**371**
	Grand Total	68004	39671	58%	26473	27703	54176	37963	39592	77555	29425	29025	58450	67666	50684	118350	4407	4220	8627	165934	151224	317158

* Refers to refugees from Uganda, Somalia, Eritrea, Syria, Burundi, Chad and Egypt spread in Gorom, Yei, Juba, Makpandu and Doro.

Asylum Seekers Population by Country of Origin, Sex and Age Group in South Sudan

as of the 31-March-2021

Country of Origin	Location	Principal Applicants			Persons																	
		Total Cases	Female headed		0 - 4 years			5 - 11 years			12 - 17 years			18 - 59 years			60 years +			Total		
			Cases	%	F	M	T	F	M	T	F	M	T	F	M	T	F	M	T	F	M	T
BURUNDI	Juba	736	21	3%	15	9	24	11	13	24	5	4	9	74	716	790	0	1	1	105	743	848
	Total	**736**	**21**	**3%**	**15**	**9**	**24**	**11**	**13**	**24**	**5**	**4**	**9**	**74**	**716**	**790**	**0**	**1**	**1**	**105**	**743**	**848**
CHAD	Juba	**1**	**0**	**0%**	**0**	**0**	**0**	**0**	**0**	**0**	**0**	**0**	**0**	**0**	**1**	**1**	**0**	**0**	**0**	**0**	**1**	**1**
	Total	**1**		**3%**	**0**	**0**	**0**	**0**	**0**	**0**	**0**	**0**	**0**	**0**	**1**	**1**	**0**	**0**	**0**	**0**	**1**	**1**
CAMEROON	Juba	2	0	0%	0	0	0	0	0	0	0	0	0	0	2	2	0	0	0	0	2	2
	Makpandu	2	0	0%	0	0	0	0	0	0	0	0	0	0	2	2	0	0	0	0	2	2
	Total	**4**	**0**	0%	**0**	**0**	**0**	**0**	**0**	**0**	**0**	**0**	**0**	**0**	**4**	**4**	**0**	**0**	**0**	**0**	**4**	**4**
ERITREA	Juba	1927	373	18%	80	119	199	63	77	140	4	8	12	536	1526	2062	7	68	75	690	1798	2488
	Makpandu	4	0	0%	0	0	0	0	0	0	0	0	0	0	4	4	0	0	0	0	4	4
	Total	**1931**	**373**	19%	**79**	**121**	**200**	**62**	**72**	**134**	**4**	**9**	**13**	**535**	**1525**	**2060**	**7**	**68**	**75**	**687**	**1795**	**2492**
ETHIOPIA	Doro	1	0	0%	0	0	0	0	0	0	0	0	0	0	1	1	0	0	0	0	1	1
	Juba	293	62	18%	7	12	19	13	13	26	1	0	1	115	230	345	0	2	2	136	257	393
	Makpandu	2	0	0%	0	0	0	0	0	0	0	0	0	0	2	2	0	0	0	0	2	2
	Ajuong Thok	27	1		0	0	0	0	0	0	0	0	0	0	26	26	1	0	1	1	26	27
	Total	**323**	**63**	**0**	**7**	**12**	**19**	**13**	**13**	**26**	**1**	**0**	**1**	**115**	**259**	**374**	**1**	**2**	**3**	**137**	**286**	**423**
SOMALIA	Juba	30	1	3%	0	0	0	0	0	0	0	0	0	1	29	30	0	0	0	1	29	30
	Total	**30**	1	3%	0	0	0	0	0	0	0	0	0	1	29	30	0	0	0	1	29	30
SUDAN	Juba	7	0	0%	0	1	1	0	0	0	0	0	0	2	5	7	0	2	2	2	8	10
	Pamir	0	0	0%	0	0	0	0	0	0	0	0	0	0	4	4	0	0	0	0	4	4
	Total	**7**	0	0%	0	1	1	0	0	0	0	0	0	2	9	11	0	2	2	2	12	14
SYRIA	Juba	1	0	0%	0	0	0	0	0	0	0	0	0	0	1	1	0	0	0	0	1	1
	Makpandu	1	1	0%	0	0	0	0	0	0	0	0	0	1	0	1	0	0	0	1	0	1
	Total	**2**	**1**	50%	**0**	**0**	**0**	**0**	**0**	**0**	**0**	**0**	**0**	**1**	**1**	**2**	**0**	**0**	**0**	**1**	**1**	**2**
Egypt	Juba	1	0	0%	0	0	0	0	0	0	0	0	0	0	1	1	0	0	0	0	1	1
UGANDA	Juba	2	0	0%	0	0	0	0	0	0	0	0	0	0	2	2	0	0	0	0	2	2
DRC	Juba	4	0	0%	2	0	2	0	0	0	0	0	0	1	4	5	0	0	0	3	4	7
Yemen	Juba	2	0	0%	0	0	0	0	0	0	0	0	0	0	2	2	0	0	0	0	2	2
	Total	**9**	**0**	**0%**	**2**	**0**	**2**	**0**	**0**	**0**	**0**	**0**	**0**	**1**	**9**	**10**	**0**	**0**	**0**	**3**	**9**	**12**
Grand Total		3043	459	1	103	143	246	86	98	184	10	13	23	729	2553	3282	8	73	81	936	2880	3826