



Key figures

- 54**
Implementing Partner
- 51**
Programme/ Technical Partner
- 60**
Distinct Activities
- 34**
Camps

Implementing Partner breakdown

- 16**
International partners
- 35**
National partners
- 2**
UN

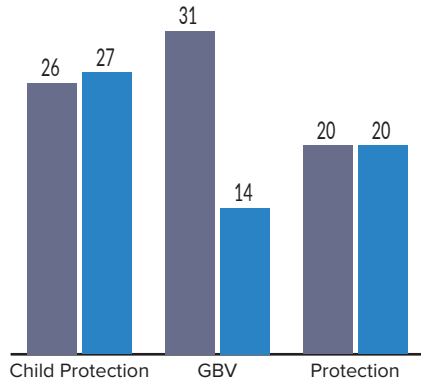
Activity Status

- 6,718**
Total Activity
- 4,967**
Ongoing activities
- 8**
Planned activities (with secured funding)
- 2**
Planned activities (with unsecured funding)
- 1,737**
Completed activities
- 4**
Cancelled

Information in this report is based on protection partner 5W reporting as of March 2021
Creation date: 15 April 2021

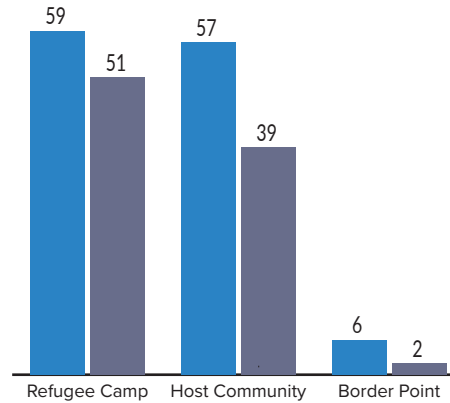
of distinct activities and partners per sub-sector

■ # of Distinct activities
■ # of Implementing partners

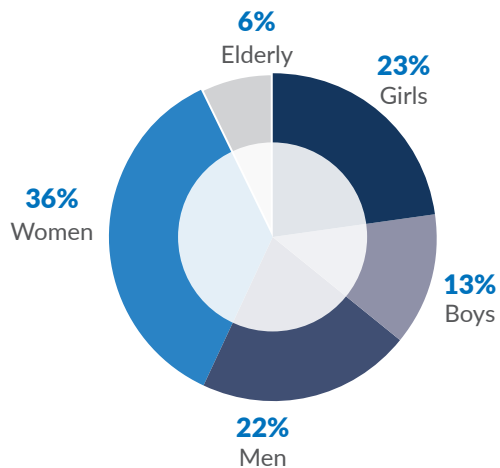


of distinct activities and partners per site

■ # of Distinct activities
■ # of Implementing partners

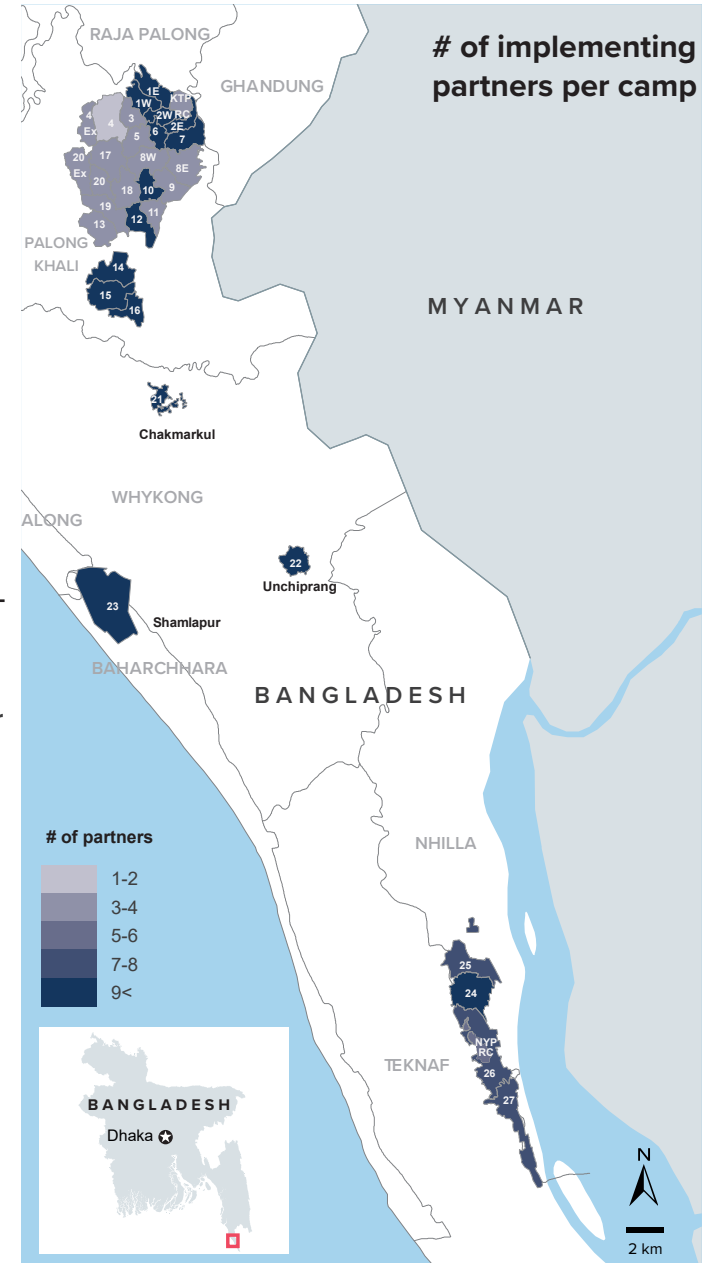
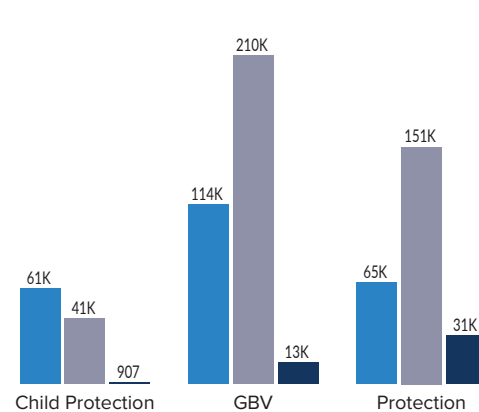


Age of beneficiaries



Breakdown of beneficiaries per sub-sector

■ Children ■ Adults ■ Elderly



The boundaries and names shown and the designations used on this map do not imply official endorsement or acceptance by the United Nations.