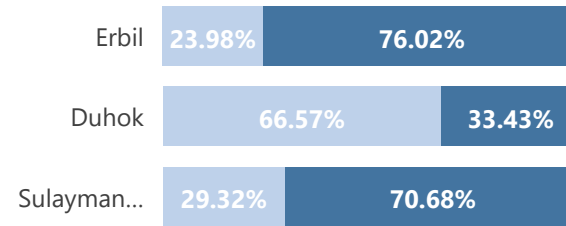
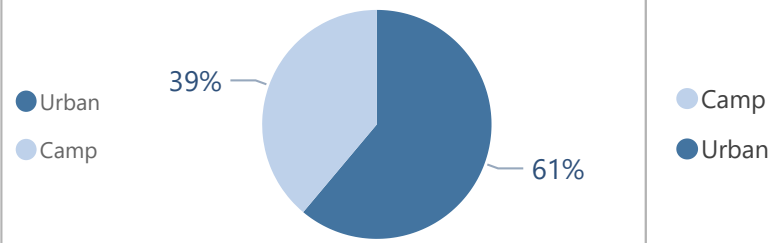



## Camp and Urban Population



## Population Trend



Governorate	Individuals	Household	% of Total
<b>Erbil</b>	<b>125,067</b>	<b>39,526</b>	<b>50.85%</b>
Erbil Urban	95,074	32,564	38.66%
Darashakran Camp	11,640	2,604	4.73%
Qushtapa Camp	8,301	2,000	3.38%
Kawergosk Camp	7,795	1,877	3.17%
Basirma Camp	2,257	481	0.92%
<b>Duhok</b>	<b>84,502</b>	<b>22,280</b>	<b>34.36%</b>
Domiz Camp	31,191	7,449	12.68%
Duhok Urban	28,252	8,820	11.49%
Domiz Camp 2	10,975	2,573	4.46%
Gawilan Camp	9,182	2,121	3.73%
Bardarash Camp	3,817	1,047	1.55%
Akre Settlement	1,085	270	0.44%
<b>Sulaymaniyah</b>	<b>32,180</b>	<b>10,204</b>	<b>13.08%</b>
Sulaymaniyah Urban	22,745	7,933	9.25%
Arbat Camp	9,435	2,271	3.84%
<b>Other</b>	<b>4,204</b>	<b>1,915</b>	<b>1.71%</b>
Other Urban Locations	4,204	1,915	1.71%
<b>Total</b>	<b>245,953</b>	<b>73,925</b>	<b>100.00%</b>

Information Management Unit: irqerbim@unhcr.org

Data source: UNHCR Registration Unit, Erbil, Iraq

## Syrian Refugees Registered in Iraq

