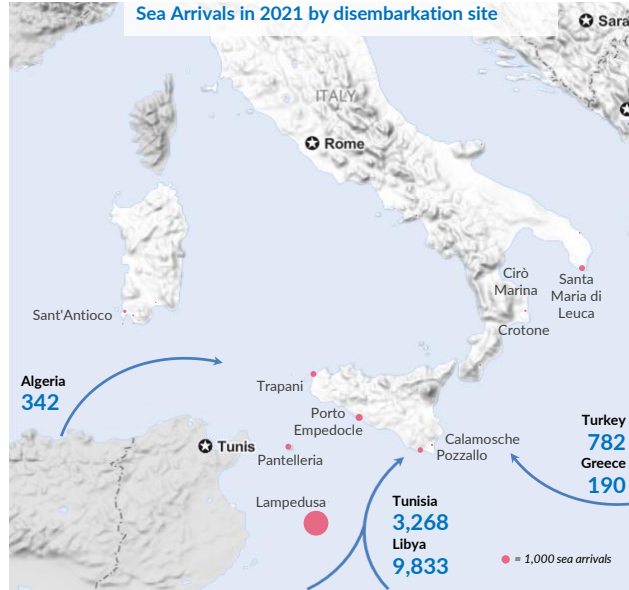
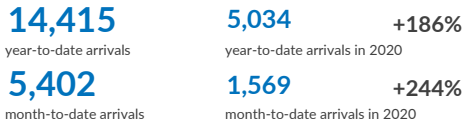
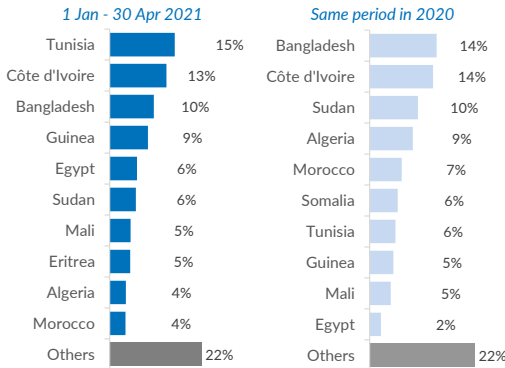


ITALY WEEKLY SNAPSHOT (23 MAY - 30 MAY 2021)

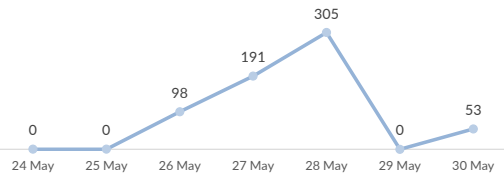
Sea arrivals¹



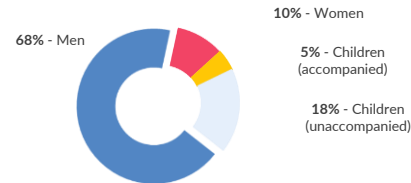
Top 10 most common countries of origin



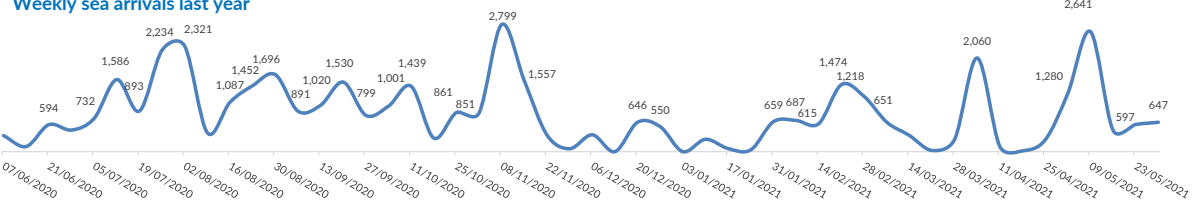
Daily sea arrivals last week (23 May - 30 May 2021)



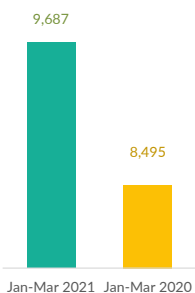
Sea arrivals by gender and age, Jan-Apr 2021



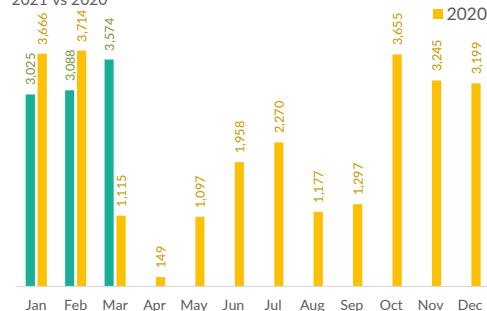
Weekly sea arrivals last year



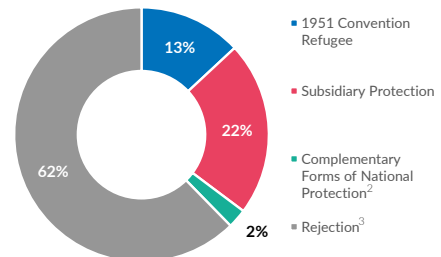
Asylum applications, Jan-Mar 2021 vs Jan-Mar 2020



Asylum applications by month, 2021 vs 2020



First-Instance RSD Decisions, Jan-Mar 2021



Total first-instance decisions (Jan-Mar 2021) **9,415**
 Total pending cases (as of Mar 2021)⁴ **53,214**

¹ The charts above are based on figures from the Italian Ministry of Interior and UNHCR estimates. All figures are provisional and subject to change. Please note that, in addition to sea arrivals, Italy also receives land arrivals and air arrivals. The present document focuses on sea arrivals only, as per official figures provided by the Italian Ministry of Interior.

² 'Complementary forms of national protection' include decisions granting authorization to stay for humanitarian reasons under national law to persons who are not eligible for international protection, but nonetheless at risk of violation of articles 3 and 8 of the ECHR in case of return.

³ 'Rejection' includes all cases closed, including decisions not taken on the merits, such as inadmissibility decisions and no-shows.

⁴ Source: Ministry of Interior. This includes pending cases at first and second instance.