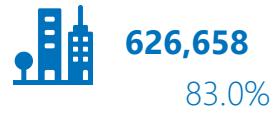


Active Registered Persons Of Concern


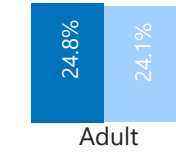
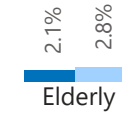
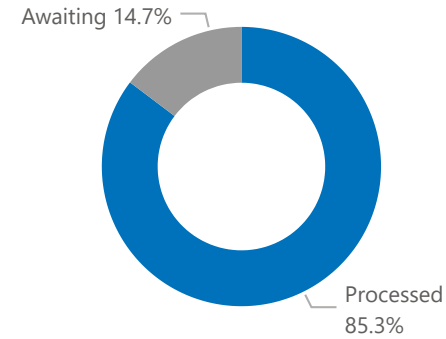
755,238



Age and Gender

Gender	0-4	5-11	12-17	18-35	36-59	60+
Male	46,838	77,007	55,314	115,887	71,650	16,039
Female	44,572	72,636	52,458	108,244	73,657	20,936
Total	91,410	149,643	107,772	224,131	145,307	36,975
	12.1%	19.8%	14.3%	29.7%	19.2%	4.9%

Biometric Statistics



● Male ● Female

Origin Country

SOM	709	0.1%
other	1,446	0.2%
SUD	6,029	0.8%
YEM	13,623	1.8%
IRQ	66,739	8.8%
SYR	666,692	88.3%

Specific Needs

Serious medical condition	81,590	10.8%
Specific legal and physical protection needs	36,996	4.9%
Disability	31,880	4.2%
Child at risk	30,208	4.0%
Single parent	17,731	2.3%
Woman at risk	14,452	1.9%
Older person at risk	7,266	1.0%
Unaccompanied or separated child	2,519	0.3%

* An individual can have mre than one specific need

Individuals with Specific Needs	160,593	21.3%
---------------------------------	---------	-------

Year of Arrival

Pre 2011	25,575	4.2%
2011	24,012	3.9%
2012	151,738	24.8%
2013	252,829	41.3%
2014	76,521	12.5%
2015	24,841	4.1%
2016	33,953	5.5%
2017	10,418	1.7%
2018	9,874	1.6%
2019	1,709	0.3%
2020	474	0.1%
2021	9	0.0%

babies who are represented under the registration trend.

Registration Trend

Pre - 2011	142,896	10.5%
2011	10,988	0.8%
2012	135,616	10.0%
2013	674,686	49.7%
2014	145,647	10.7%
2015	55,248	4.1%
2016	67,720	5.0%
2017	41,336	3.0%
2018	38,812	2.9%
2019	23,925	1.8%
2020	13,832	1.0%
2021	7,178	0.5%

Registration Trend Quarterly

