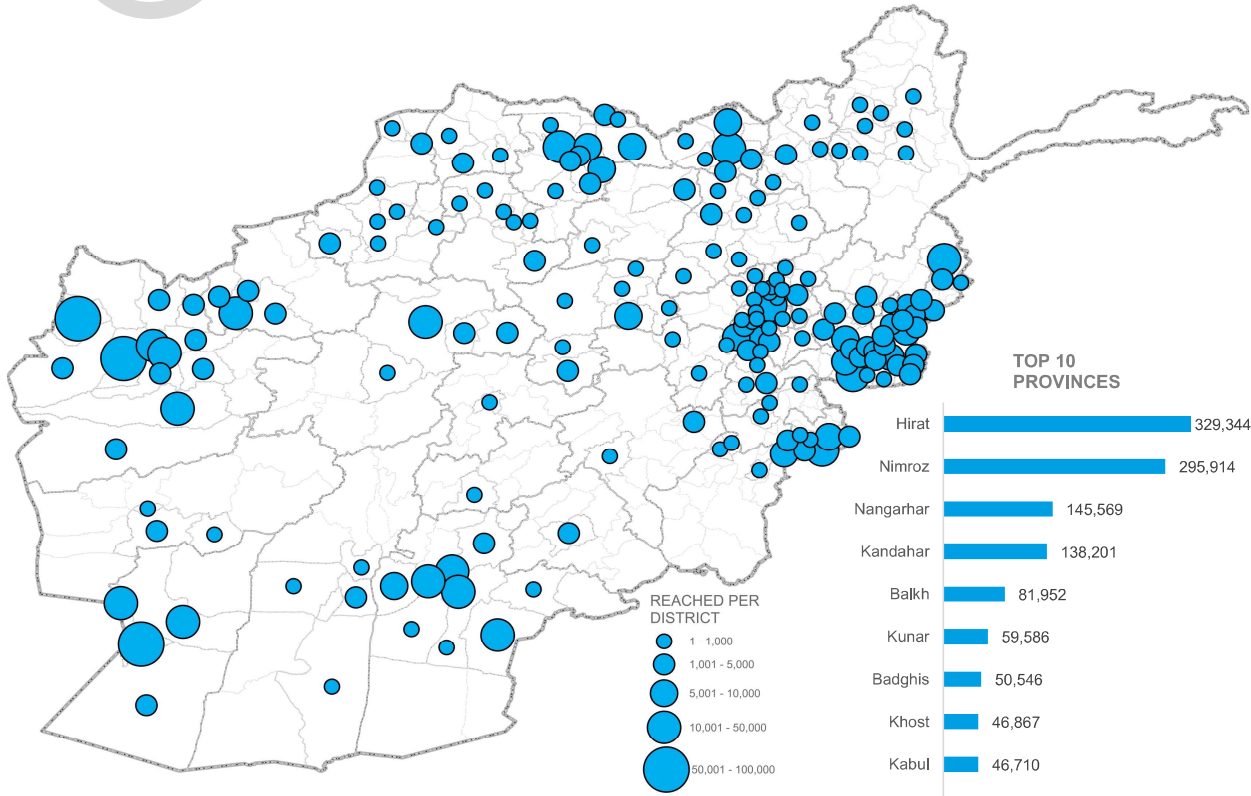


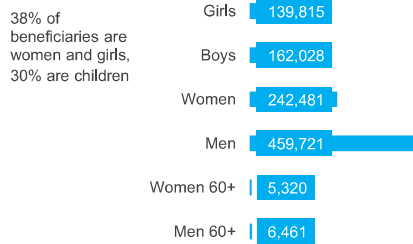


**1,015,826**  
PEOPLE REACHED

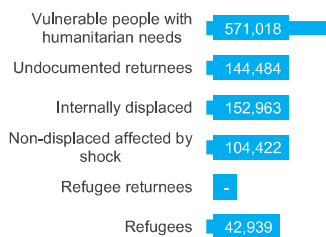
Individuals reached with specialized protection services including child protection, gender-based violence, housing, land and property, and mine action, and with general protection services



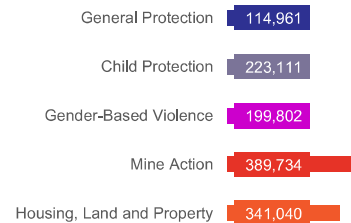
**AGE AND GENDER**



**POPULATION GROUPS**



**SECTORS**



**REPORTING PARTNERS**

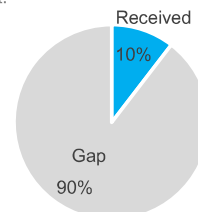
AAA, AAR, ADWSO, AREA, ASCHIANA, ATC, AWEC, CARE, CARITAS-G, CHA, CIC, CPAN, CRDSA, CWW, DAFA, DDG, DRC, FSD, HADAAF, HALO Trust, HealthNet TPO, HELP-DE, HI, HIHAO, HRDA, HRRAC, HTAC, IMC, INTERSOS, IOM, IPSO, IRW, JCSSO, MCPA, MDC, NCA, NRC, OHW, OMAR, OXFAM, RI, SCI, SHPOUL, SOUND, TDH, UN-HABITAT, UNHCR, UNICEF, VOPOFA, WASSA, WC-C, WC-UK, WHH, WVI, ZOA.

Protection IMU [afgkaimu@unhcr.org](mailto:afgkaimu@unhcr.org)

●●●● 20 June 2021

**FUNDING**

Overall Requirement:  
USD 114.6 M



Source: FTS, Cluster

## KEY INDICATORS



### GENERAL PROTECTION

# of people who were provided with direct and referral assistance



TARGET	REACHED	GAP
300,000	19%	81%

# of people benefiting from Community-Based Protection initiatives



2,000,000	1%	99%
-----------	----	-----

# of people reached through protection monitoring



600,000	3%	97%
---------	----	-----



### CHILD PROTECTION

# of children and their caregivers reached with center, mobile and home based activities to improve their mental health and psychosocial well-being following program completion



400,000	18%	82%
---------	-----	-----

# of girls and boys who have suffered from grave child rights violations (including former CAAC & children in detention) benefited from social and economic reintegration and life-skill assistance



5,000	18%	82%
-------	-----	-----

# of girls and boys at risk, including unaccompanied and separated children, and child survivors of SGBV identified, documented, and received case management services



15,000	3%	97%
--------	----	-----

# of people who have been reached by information on COVID-19 and the danger and consequences of hazardous child labor, child marriage, trafficking and other negative coping mechanisms



700,000	18%	82%
---------	-----	-----



### GENDER-BASED VIOLENCE

# of community members mobilized through community dialogues to prevent and respond to GBV



100,000	100%	0%
---------	------	----

# of at-risk IDP, returnee and non-displaced conflict or natural-disaster-affected persons receiving multi-sectoral GBV services (psycho-social, legal, safety, health & case management)



694,933	6%	94%
---------	----	-----

# of women and girls in need reached with dignity kits



493,910	1%	99%
---------	----	-----

# of women and girls reached with livelihood and leadership interventions



40,500	0.5%	100%
--------	------	------



### MINE ACTION

# of direct beneficiaries from the removal of known explosive hazards



289,395	35%	65%
---------	-----	-----

# of vulnerable people receiving Explosive Ordnance Risk Education (EORE)



950,261	45%	55%
---------	-----	-----

# of conflict-affected people benefitting from Explosive Ordnance Disposal and survey activities



362,848	18%	82%
---------	-----	-----




### HOUSING, LAND AND PROPERTY

# of individuals receiving information on HLP and LCD rights



183,750	135%	0%
---------	------	----

# of individuals receiving counselling and/or legal assistance on HLP and LCD rights



47,844	33%	67%
--------	-----	-----

# of government, humanitarian and other partners receiving training and/or technical support on HLP



2,750	38%	62%
-------	-----	-----