

Inter-Agency Referral Analysis



Report covering January - March 2021 (Q1 2021)
Child Protection

This analysis provides an overview of referral trends across all sectors, and in such a way informing the understanding of people's needs in order to strengthen the humanitarian response in Lebanon. The Inter-Agency Referral Analysis is designed to foster greater efficiency of referral pathways and contains recommendations for improved coordination and access to services for vulnerable communities. It guides sectors in the identification of any gaps and blockages in the response, and contributes to the discussion on how to respond to the affected populations, as well as how people's needs are changing with the current context.

This dashboard presents data compiled from two data sources: Inter-Agency Referral Monitoring System (developed by the Inter-Agency Coordination) and Referral Information Management System (RIMS, developed by the Danish Refugee Council). It is a product of collaboration of partners in the field, the Danish Refugee Council, UNHCR and the Inter-Agency Coordination.

Total number of Referrals to All Sectors **31,392**
Total number of Referrals to **Child Protection** **3,720 (12% of total)**

Results Analysis

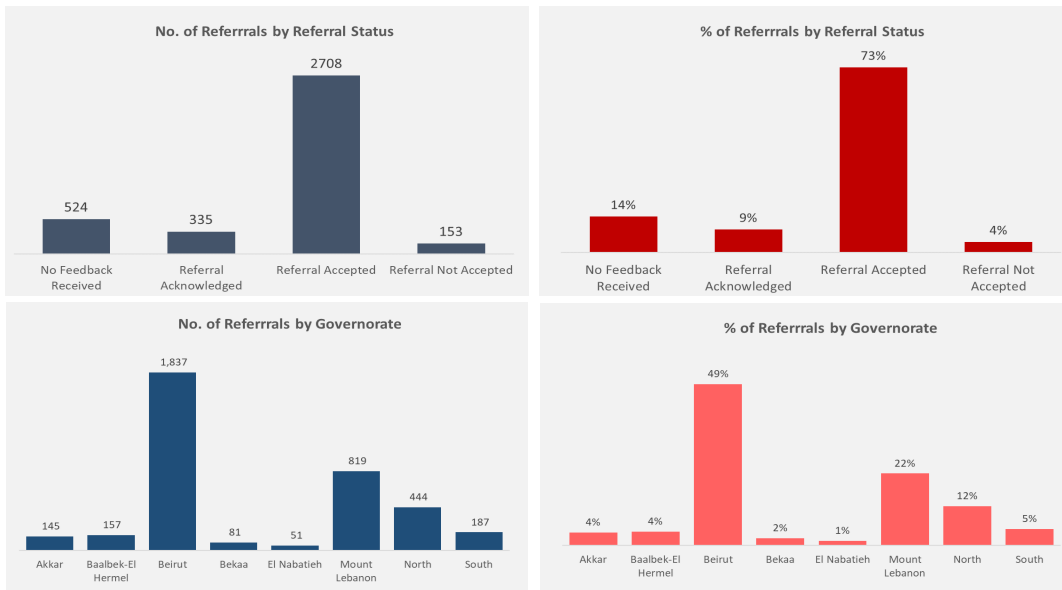
The volume of referrals to Child Protection (CP) decreased by 8% in Q1 2021 as compared to Q4 2020, during which 4,490 referrals were made. The sector maintained a relatively high response rate, similar to previous quarters, with 73% referrals accepted. There was a slight increase in referrals with no feedback received in Q1 (14%), up from 9% in Q4. The vast majority of referrals to CP were made in Beirut, followed by Mount Lebanon and North, a similar trend to Q4. Beirut also maintained the highest response rate at 93% referrals accepted, up from 90% in Q4.

The majority of CP referrals came from child protection actors themselves. Referrals to CP were also frequently made from education, protection and SGBV partners. Most of referred individuals were Syrian, with a smaller proportion also being Lebanese, particularly in Beirut and Baalbek-el Hermel. As different from the Protection sector, most referrals to CP were for male beneficiaries, in line with Q4.

In terms of speed, sector partners maintained a good response rate, with the majority of referrals being acknowledged under 48h for regular- and under 24h for fast track referrals. The best response rate in terms of acknowledgement speed was reported in Beirut, in line with Q4. With regards to the time needed to complete a referral, over three quarters of CP referrals were completed in line with the Minimum Standards (14 days for regular referrals), with the slowest rates being recorded in Beirut.

IA Referrals:

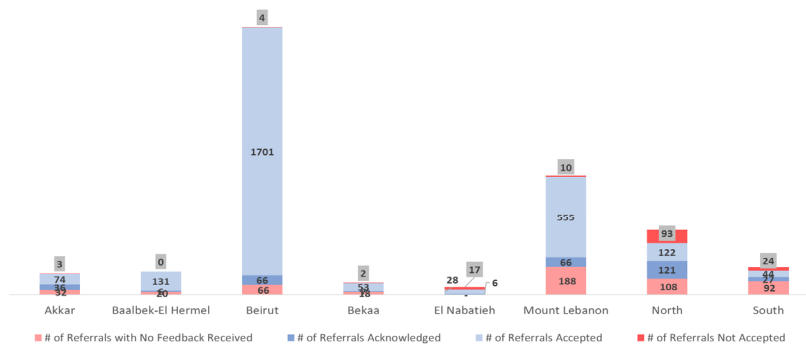
Overall Response to Referrals to Child Protection



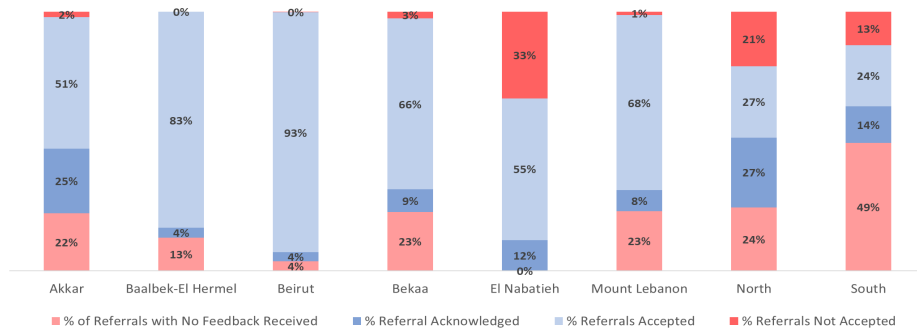
IA Referrals:

Response Rate to Referrals to Child Protection by Governorate

No. of Referrals according to Status Category per Governorate

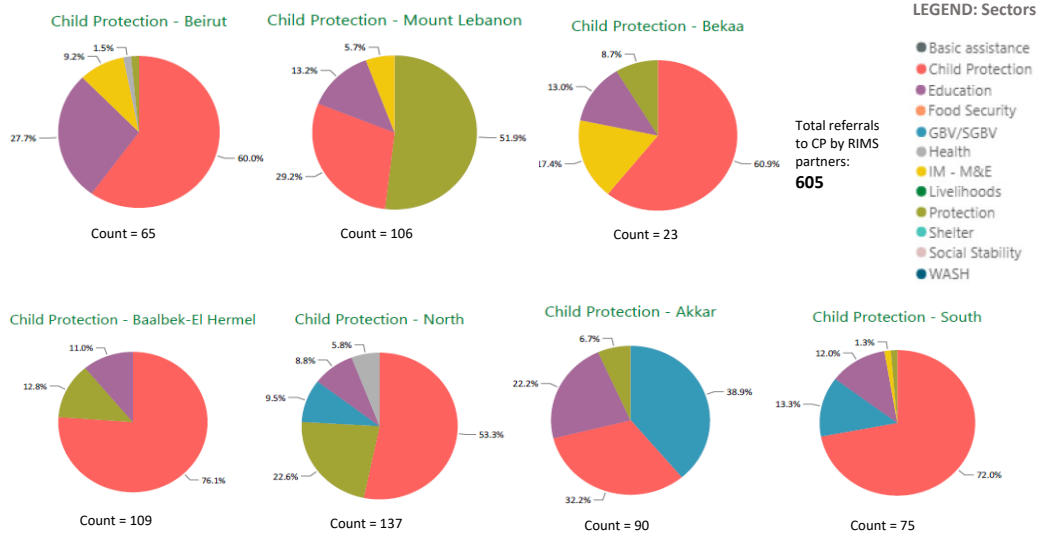


% of Referrals According to Status Category per Governorate

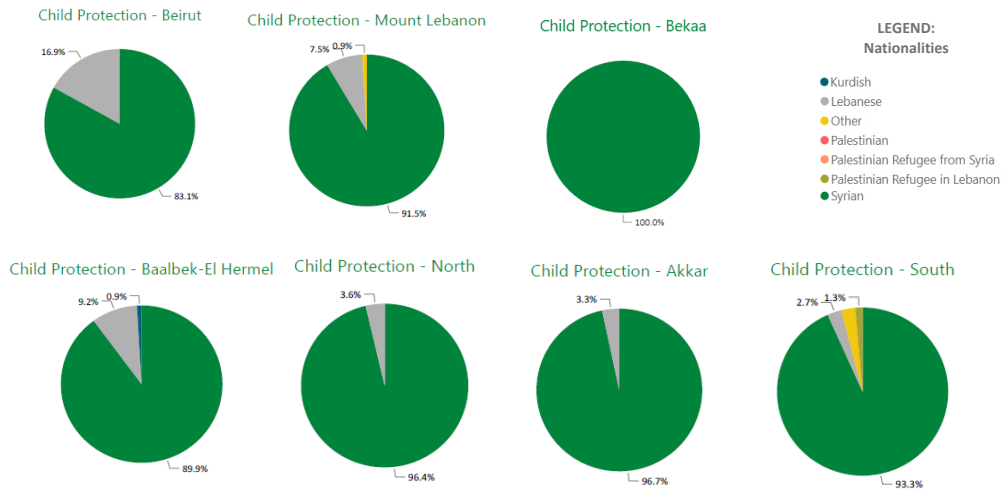


Partners who reported (IA Referrals): ABAAD, ACF, ACTED, Ana Aqra, AND, AVSI, Caritas Lebanon, CONCERN, DRC, GVC, Humedica, Interpos, IOCC Lebanon, IRC, LOST, Magna Lebanon, Makhzoumi, Mercy Corps, NEF, NRC, ODA, Plan International, PU-AMI, Red Oak, RESTART Lebanon, RI, SCI, SHEILD, SIF, Solidarités, TdH-It, TdH-L, WCH, WVI

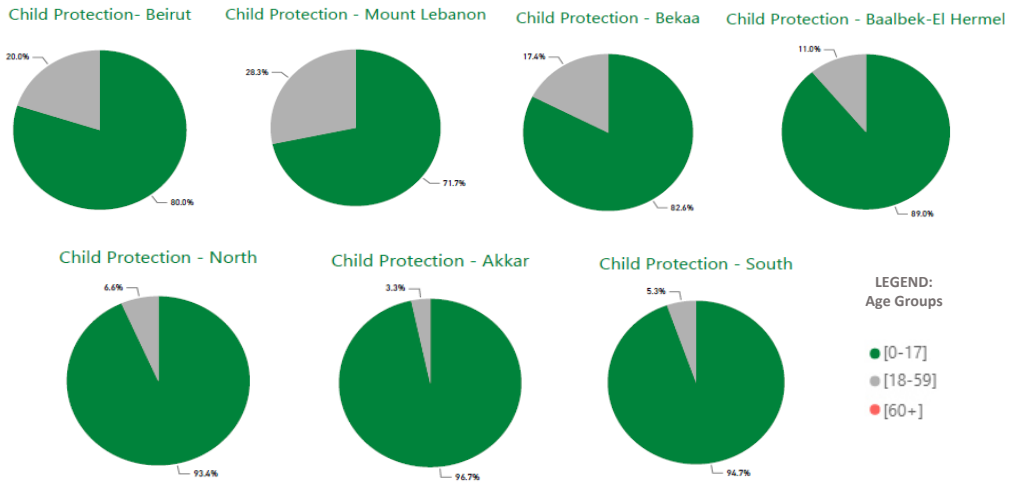
RIMS data:
Percentage and Number of Referrals to Child Protection by Sector and Governorate



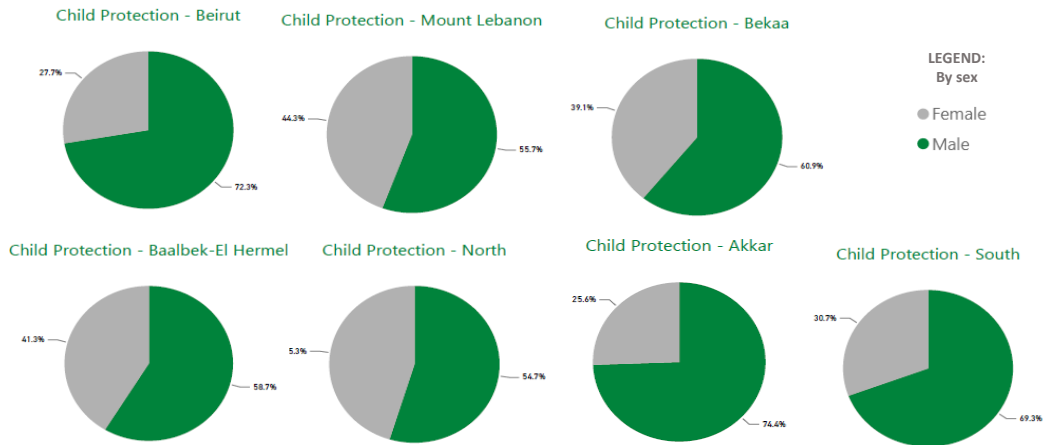
RIMS data:
Percentage of Referrals to Child Protection by Nationality and Governorate



RIMS data:
Percentage of Referrals to Child Protection by Age Group and by Governorate

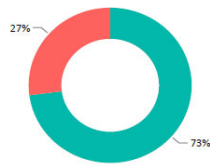


RIMS data:
Percentage of Referrals to Child Protection by Sex and by Governorate



RIMS data:
Speed of Referrals to Child Protection by Governorate

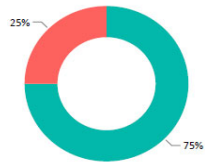
Speed of Child Protection referrals in Beirut



Speed of Child Protection referrals in Mount Lebanon



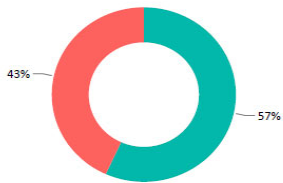
Speed of Child Protection referrals in Bekaa



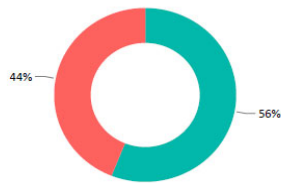
Speed of Child Protection referrals in Baalbek-El Hermel



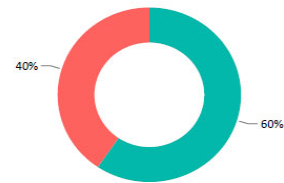
Speed of Child Protection referrals in North



Speed of Child Protection referrals in Akkar



Speed of Child Protection referrals in South



Speed refers to the time that it takes for the receiving agency or internal focal point to acknowledge receipt of the referral. It is measured by the number of days from when the referral was sent, to when it was received by the receiving agency or internal focal point. Referrals considered on time are referrals responded to within 24 hours for fast track referrals and 48 hours for normal referrals as per the Referrals Minimum Standards.

Speed Categories

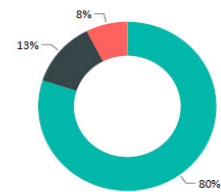
- On Time
- Not On Time

RIMS data:
Timeliness of Referrals to Child Protection by Governorate

Timeliness of Child Protection referrals in Beirut

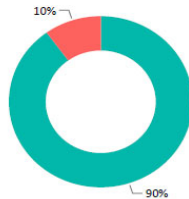


Timeliness of Child Protection referrals in Mount Lebanon

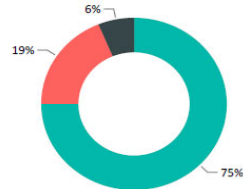


Timeliness refers to the total time that it takes to complete the referral process. It is measured by the number of days from when the referral was sent, to when it received a final status (Accepted/Not Accepted). Referrals considered on time are referrals receiving a last status within 24 hours for Fast Track referrals and 14 days for Normal referrals as per the Inter-Agency Standards for Referrals.

Timeliness of Child Protection referrals in Bekaa



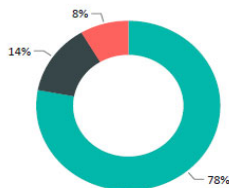
Timeliness of Child Protection referrals in Baalbek-El Hermel



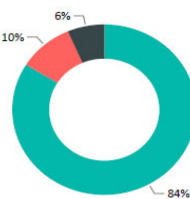
Timeliness Categories

- 0 to 14 days
- 15 to 30 days
- 30+ days

Timeliness of Child Protection referrals in North



Timeliness of Child Protection referrals in Akkar



Timeliness of Child Protection referrals in South

