

Libya

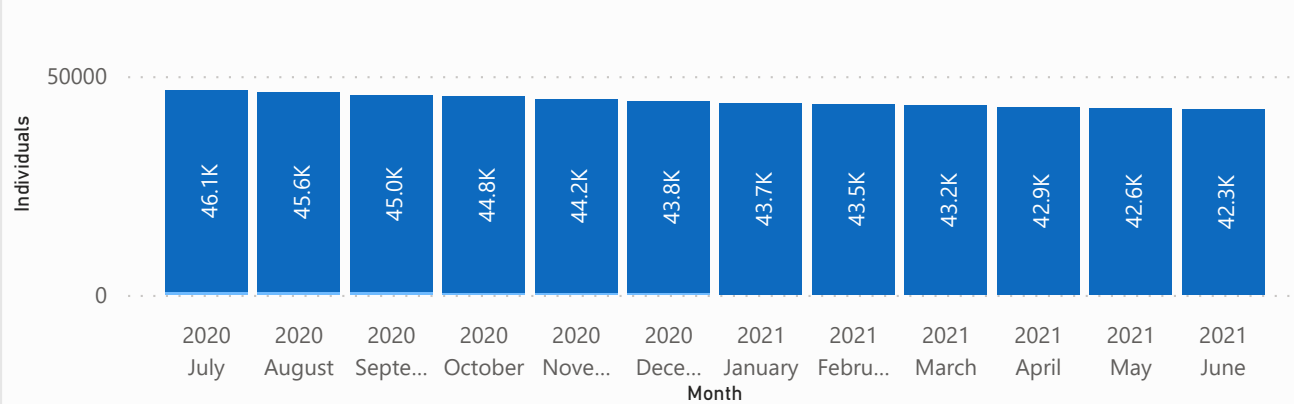
Statistical Dashboard (1 July 2021)

Key Figures

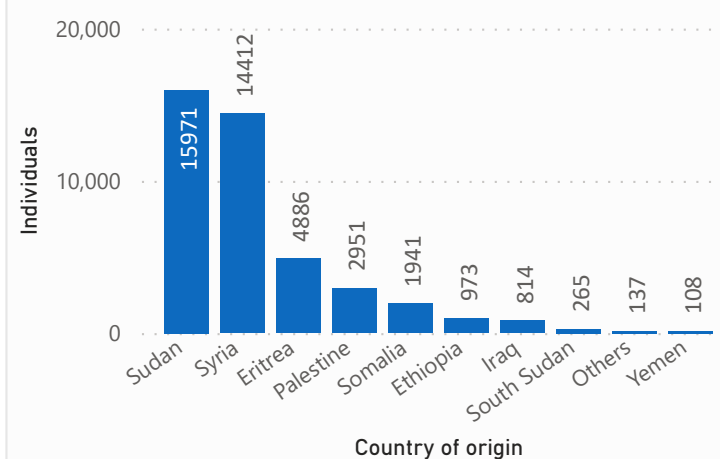
42,458 Refugees & Asylum Seekers
 20,977 Cases
 18,804 Men
 8,881 Women
 14,773 Children
 1,563 Elderly

Refugee trends

Location ● DC ● Urban



Country of Origin



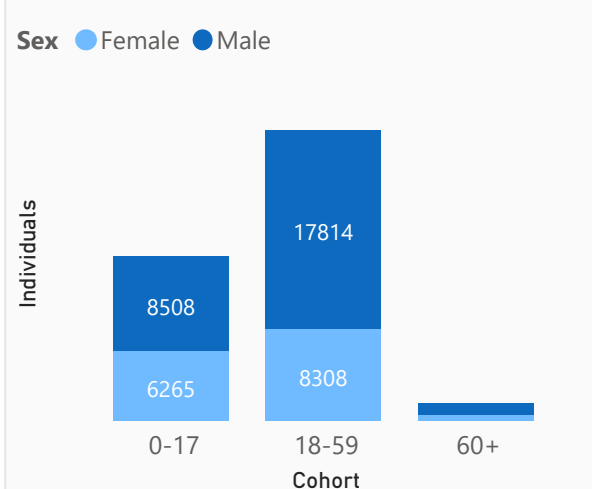
Place of Residence

Mantika	# of Individuals	% of Individuals
Tripoli	21,581	50.83%
Aljifara	6,351	14.96%
Misrata	4,609	10.86%
Unknown	2,684	6.32%
Azzawya	1,941	4.57%
Zwara	1,587	3.74%
Almargeb	1,314	3.09%
Benghazi	1,031	2.43%
Al Jabal Al Gharbi	423	1.00%
Sirt	174	0.41%
Al Jabal Al Akhdar	145	0.34%

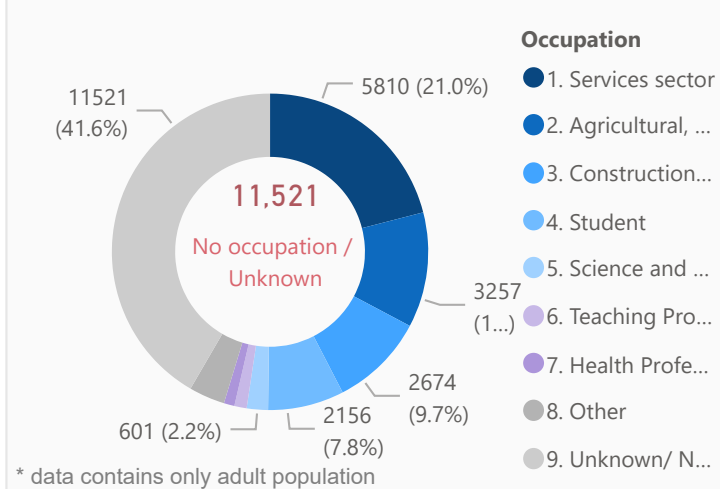
Specific Needs Categories

Categories	Individuals	% Value
Woman at risk	1,396	3.29%
Unaccompanied or separated children	2,205	5.19%
Torture	1,089	2.56%
Specific legal/protection needs	19,571	46.09%
Single parent or caregiver	342	0.81%
SGBV	443	1.04%
Serious medical condition	3,739	8.81%
Older person at risk	164	0.39%
Family unity	932	2.20%
Disability	614	1.45%
Child at risk	3,505	8.26%
_Total	24,081	56.72%

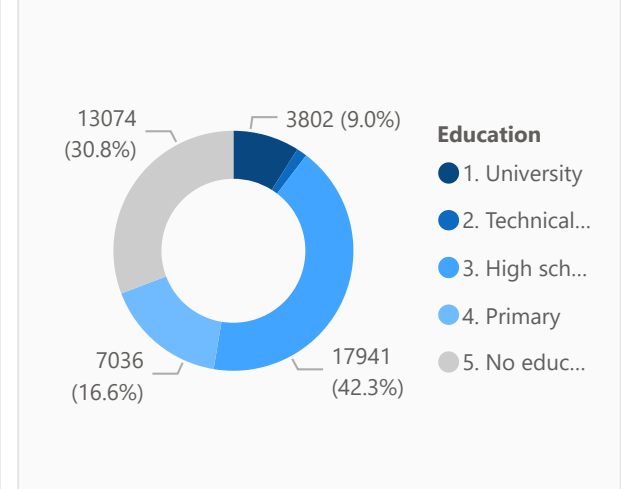
Demographics



Occupation at the country of origin

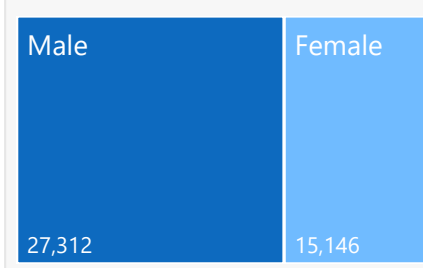


Education level at the country of origin

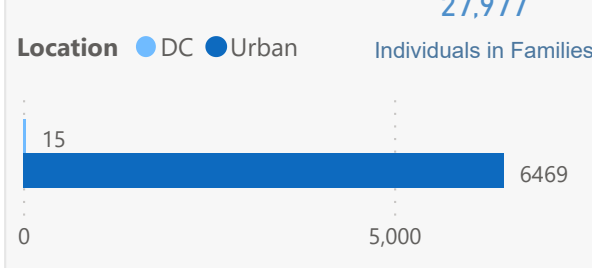


7,198
 with multiple
 Specific Needs
 Categories

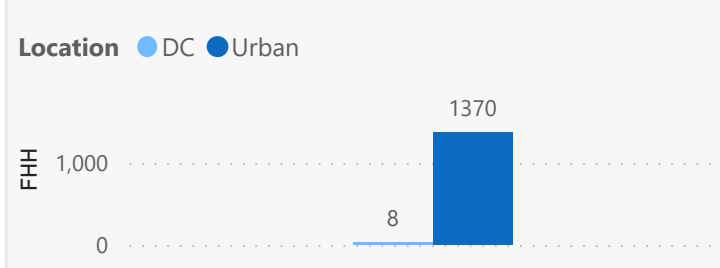
Gender



Families



Female Headed Households



Single Women

