

# Somalia

1 - 31 July 2021

In July, 43,000 new internal displacements were monitored by the UNHCR-led Protection and Returns Monitoring Network (PRMN). Drivers include conflict and insecurity (28,000), drought related (13,000) and Other (2,000).

**26,599**  
Refugees & Asylum-Seekers

At the end of July 2021, there were 26,599 refugees and asylum-seekers registered in Somalia, mainly from Ethiopia (13,916 asylum seekers and 4,196 refugees) and Yemen (7,298 refugees and 35 asylum seekers). The remaining 1,154 persons were from other countries including Syria (891), Tanzania (125) and Eritrea (90).

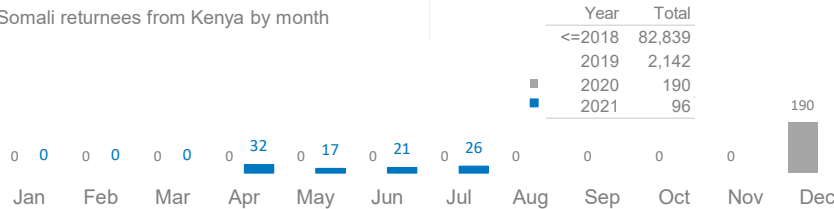
**92,246**  
Refugee Returnees (2014 - 2021)

Since December 2014, 92,246 Somali refugees have voluntarily returned to Somalia with UNHCR assistance from different countries of asylum including Kenya, Yemen, Djibouti, Libya, Sudan and Eritrea. In addition, some 40,680 Somalis were monitored as arriving from Yemen since March 2015.

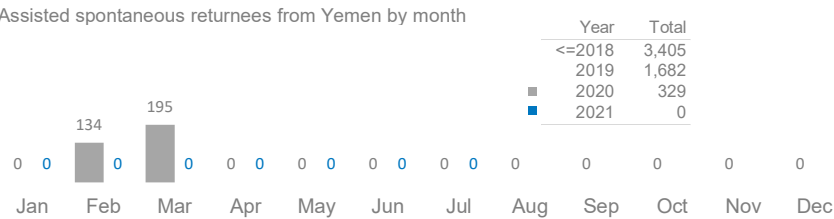
Region	Ethiopia	Yemen	Other
Woq. Galbeed	9,635	3,249	881
Bari	5,190	1,413	22
Nugaal	1,782	207	17
Mudug	967	28	15
Togdheer	186	98	33
Sanaag	131	14	4
Awdal	50	140	8
Banadir	6	2,009	166
Sool	5	13	
Lower Shabelle		3	
Other	160	159	8
<b>TOTAL</b>	<b>18,112</b>	<b>7,333</b>	<b>1,154</b>

Region	Kenya	Yemen	Other
Lower Juba	54,514	16	126
Banadir	15,614	4,120	829
Bay	9,655	83	22
Gedo	2,922	2	43
Middle Juba	1,539		1
Middle Shabelle	798	41	25
Lower Shabelle	104	79	1
Hiraan	42	6	22
Woq. Galbeed	18	527	259
Galgaduud	15		3
Nugaal	13	29	16
Other	33	513	216
<b>TOTAL</b>	<b>85,267</b>	<b>5,416</b>	<b>1,563</b>

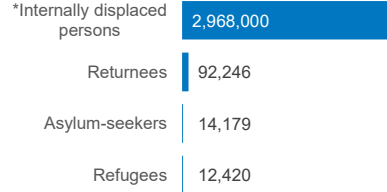
Somali returnees from Kenya by month



Assisted spontaneous returnees from Yemen by month

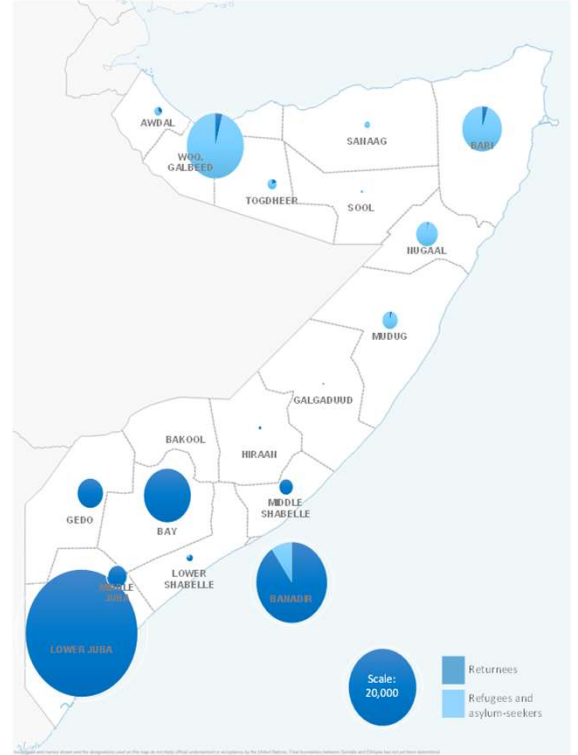


## Population of concern

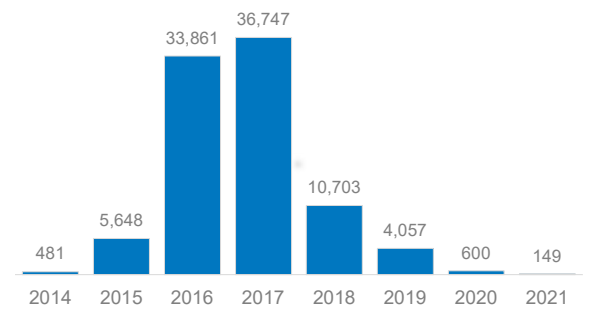


\*Estimated internally displaced persons as of 31 July 2018 (Source: Information Management Working Group)

Returnees, refugee and asylum seekers map



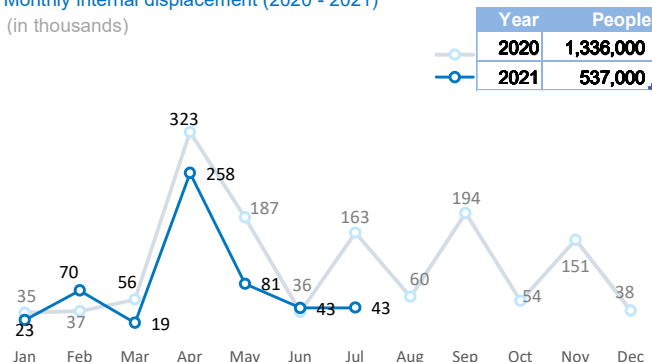
Number of returnees (with assistance from UNHCR) since 2014



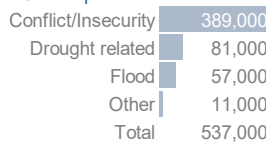
## Somalia Internal DISPLACEMENT

Displacements monitored by UNHCR Protection and Return Monitoring Network (PRMN)

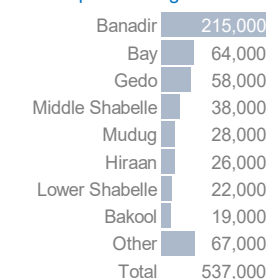
Monthly internal displacement (2020 - 2021) (in thousands)



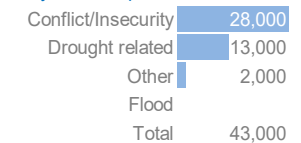
## 2021 displacement reasons



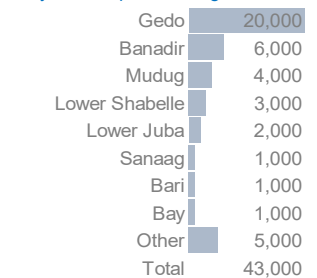
## 2021 top arrival regions



## July 2021 displacement reasons

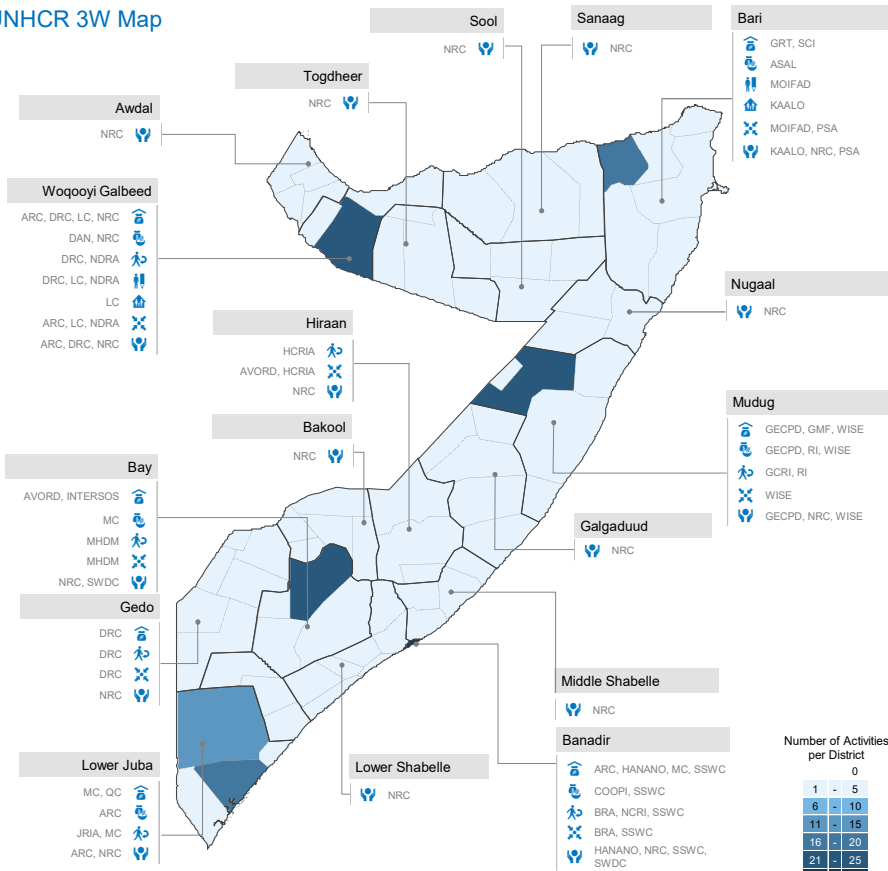


## July 2021 top arrival regions



# Somalia

UNHCR 3W Map



Number of activities by region and category

Region	Basic Needs and Essential Services	Leadership, Coordination and Partnerships	Favourable Protection Environment	Fair Protection Processes and Documentation	Durable Solutions	Security from Violence and Exploitation	Community Empowerment, Self Reliance and Self Management	Logistics and Operations Support	Total
Awdal									4
Bakool									5
Banadir	10	3	3					3	9
Bari	6	2	1	4	1				8
Bay	8	3	3					1	12
Galgaduud									5
Gedo	2					2		1	6
Hiraan				1				1	3
Middle Juba									3
Lower Juba	11	1	6						19
Mudug	5	3	4	1				1	11
Nugaal									3
Sanaag									4
Middle Shabelle									4
Lower Shabelle									7
Sool									4
Togdheer									4
Woqooyi Galbeed	6	3	5	2	3	1			6

Category	Sub-category
BASIC NEEDS AND ESSENTIAL SERVICES	Water, Transport, Cash Grants, Core Relief Items, Education, Health
LEADERSHIP, COORDINATION AND PARTNERSHIPS	Cluster Coordination - Protection, Shelter, CCCM
FAVOURABLE PROTECTION ENVIRONMENT	Facility Rehabilitation, Equipment, Peaceful Coexistence
FAIR PROTECTION PROCESSES AND DOCUMENTATION	Registration, Profiling, Civil Documentation
DURABLE SOLUTIONS	Return Assistance, Transit Center, Counseling
SECURITY FROM VIOLENCE AND EXPLOITATION	Legal Protection, SGBV Prevention & Response, Material Assistance, PRMN
COMMUNITY EMPOWERMENT, SELF RELIANCE AND SELF MANAGEMENT	Cash Grants, Employment, Business, Vocational Training
LOGISTICS AND OPERATIONS SUPPORT	PDM, Warehouse Management, Transport

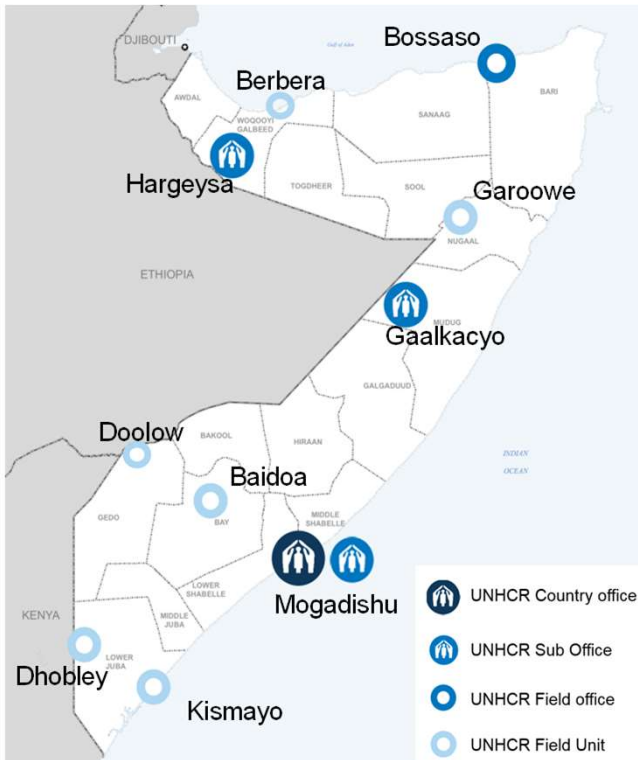
## UNHCR Presence

### Staff

115 National Staff  
47 International Staff  
27 Affiliate Workforce

### Offices

1 Country Office in Mogadishu  
3 Sub-Offices in Gaalkacyo, Hargeysa and Mogadishu  
1 Field Office in Bossaso  
6 Field Units in Baidoa, Dhobley, Garoowe, Kismayo, Berbera and Doolow  
1 Support Office in Nairobi



### Contact

**Johann Siffointe**, Representative, Somalia  
siffoint@unhcr.org, Cell: +252 616 141 315, Cell: +254 731 688 141

### Links

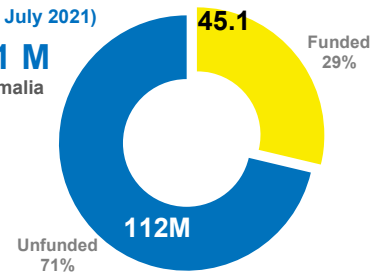
[Somalia: Global Focus](#) - [Somalia: Information sharing portal](#) - [UNHCR Somalia](#) - [@UNHCRSom](#) - [Facebook: UNHCR Somalia](#) - [Somalia internal displacement](#)

UNHCR is grateful for the generous contributions of donors who have directly contributed to the UNHCR Somalia operation in 2021



## Funding (as of 27 July 2021)

**USD 157.1 M**  
requested for Somalia



### UNEARMARKED CONTRIBUTIONS | USD

Norway 80 million | Sweden 66.9 million | Private donors Spain 42.6 million | Netherlands 36.1 million | Denmark 34.6 million | Germany 26 million | Private donors Republic of Korea 21.5 million | France 20 million | Private donors Japan 17.6 million | Switzerland 16.4 million | Ireland 12.5 million | Belgium 11.9 million | Italy 10.7 million | Private donors Sweden 10.6 million | Private donors Italy 10.4 million

Algeria | Armenia | Australia | Bulgaria | Canada | Costa Rica | Cyprus | Estonia | Finland | Holy See | Iceland | Liechtenstein | Luxembourg | Malta | Monaco | Montenegro | New Zealand | Peru | Philippines | Portugal | Republic of Korea | Russian Federation | Saudi Arabia | Singapore | South Africa | Thailand | Turkey | Uruguay | Private donors

### OTHER SOFTLY EARMARKED CONTRIBUTIONS | USD

United States of America 33 million | Private donors Australia 6.2 million | Canada 5.6 million

France | Luxembourg | Norway | Spain | Private donors