UNHCR YEMEN

Marib - IDP Protection Monitroting

20 February 2021- 31 July 2021

UNHCR
The UN Refugee Agency

Households Assessed *13,023*

Individuals Assessed *72,478*

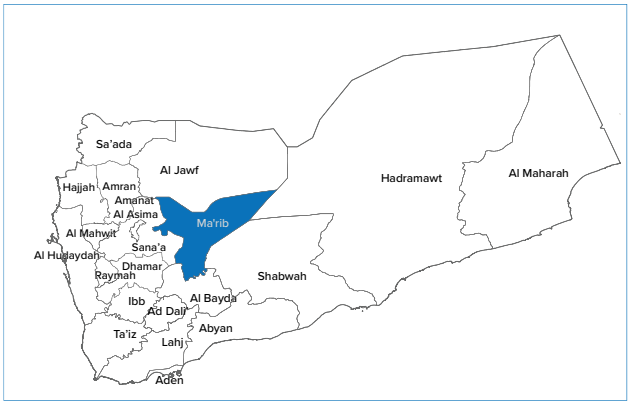

Breakdown of the Interviewed Heads of Households

Male HHs **86%** **11,204**

Female HHs **14%** **1,819**

Age and Gender Breakdown of Families

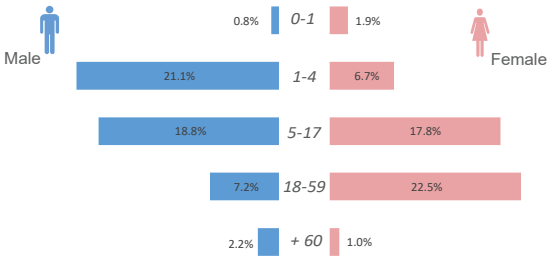

Marital Status of the Interviewed

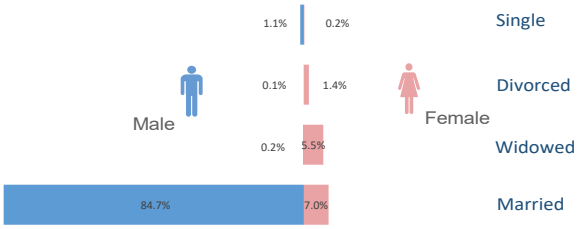

Age and Gender Breakdown of the Interviewed

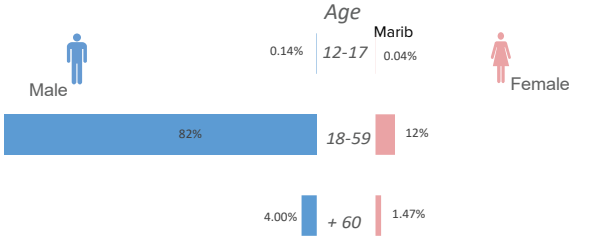

Assessed Households by Type

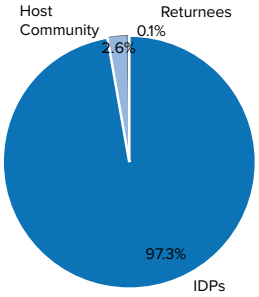

Displacement by Year (IDPs only)

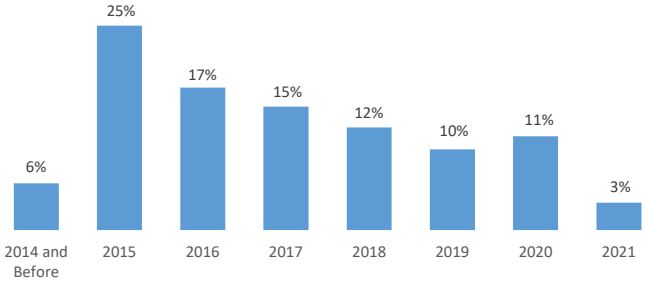

Assessed Households by District

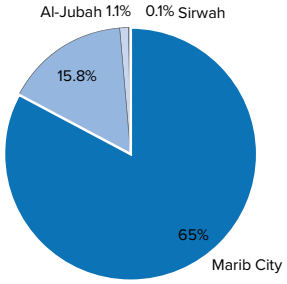

Displacement in Marib by Governorate of Origin

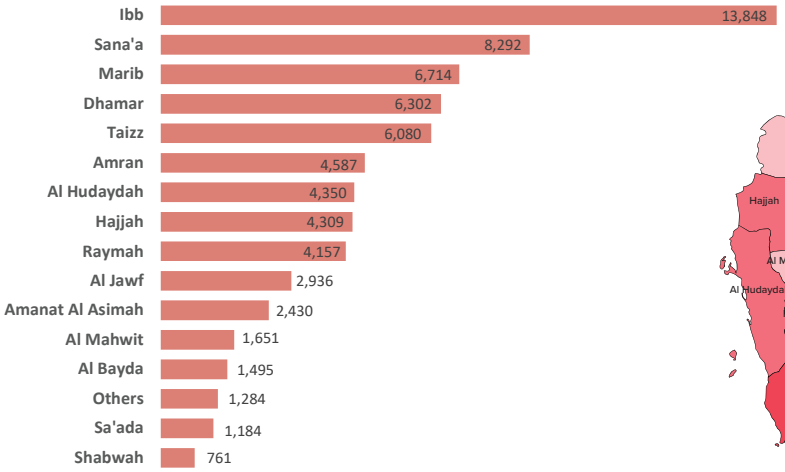

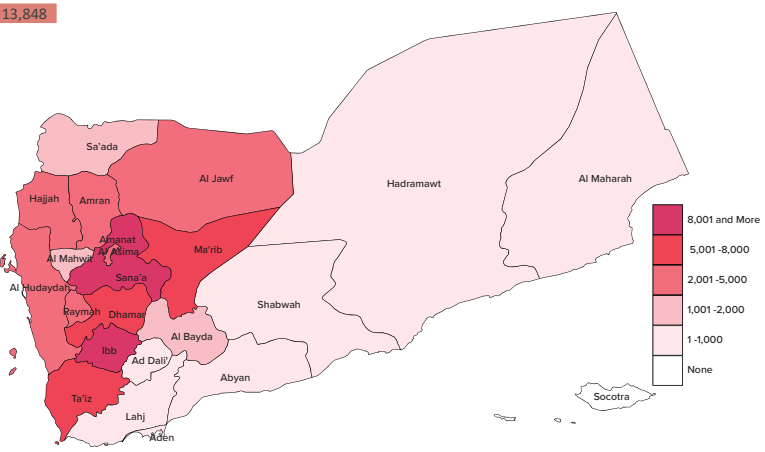

1 *Data is taken from UNHCR assessment tool "Protection Monitoring Tool " that was conducted in Marib governorate between 20 February 2021 and 31 July 2021.*

UNHCR YEMEN

Marib - IDP Protection Monitroting

20 February 2021- 31 July 2021

Average Monthly Income by Household

Households with at least one form of ID Document

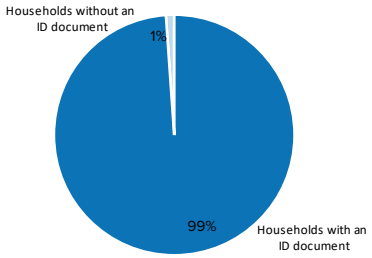

Households Intentions for the next 6 Months (IDPs and Returnees Only)

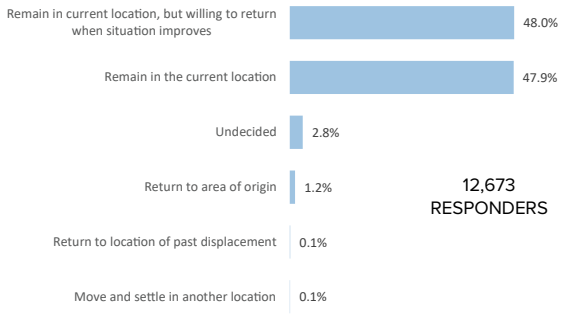

Type of Assistance Needed (If willing to Return for IDPs)

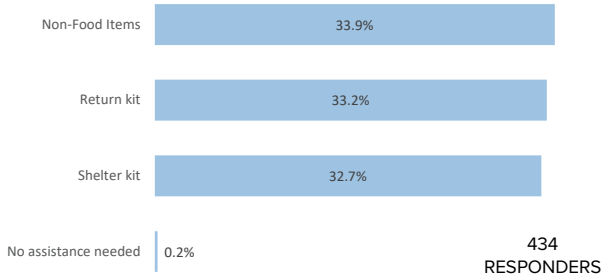

Main reasons for Displacement (IDPs and Returnees)

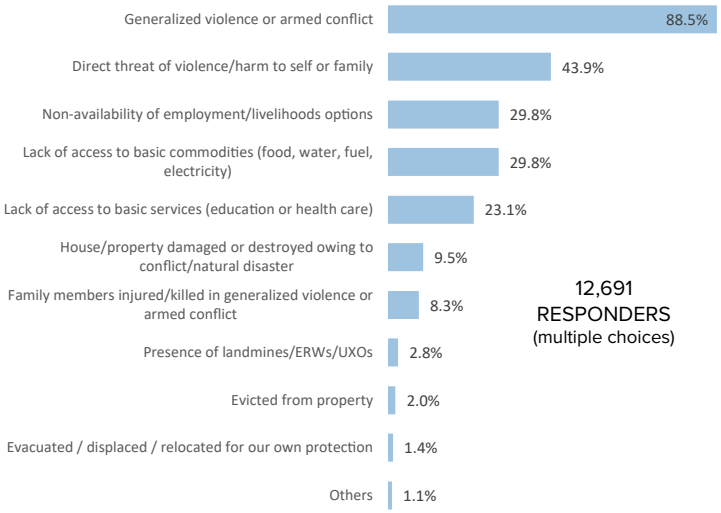

Factors to change in order to Return (for IDPs willing to return)

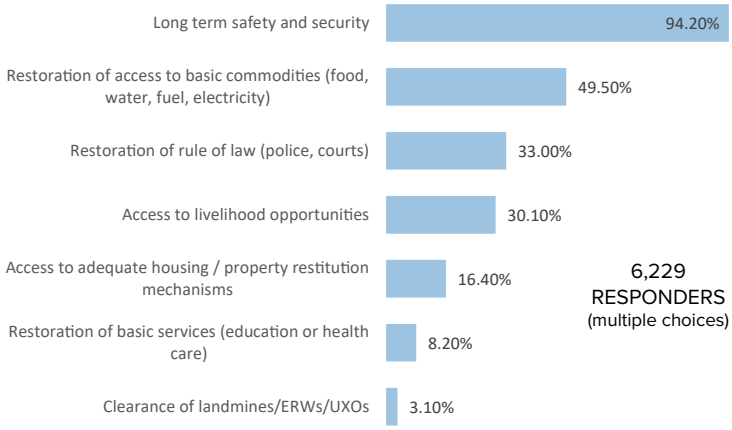

Shelter

Households by Shelter Type

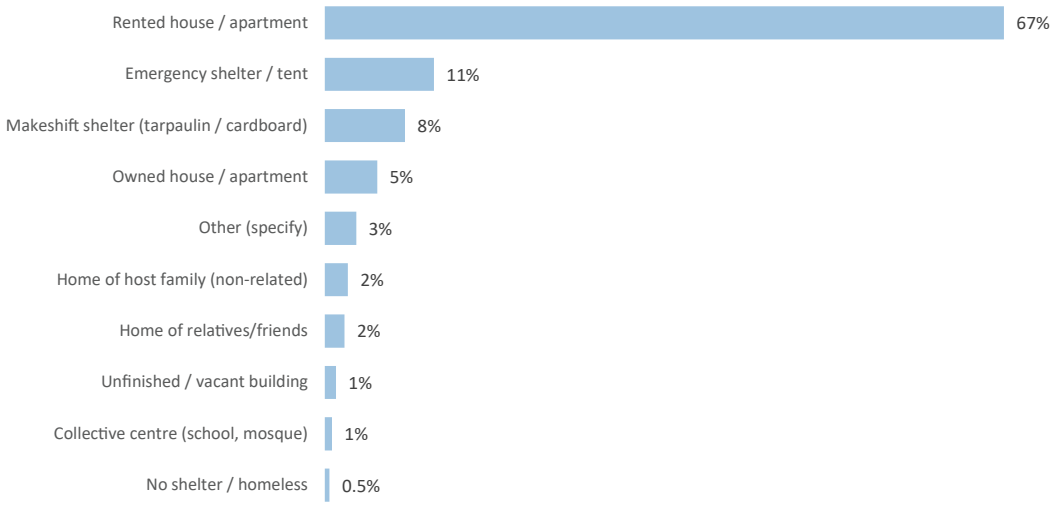

Data is taken from UNHCR assessment tool "Protection Monitoring Tool " that was conducted in Marib governorate between 20 February 2021 and 31 July 2021.

UNHCR YEMEN

Marib - IDP Protection Monitroting

20 February 2021- 31 July 2021

Breakdown of Shelter Types by Conditions*

Shelter Type	Average condition (i.e. some repairs needed)	Destroyed (i.e. needs to be re-built)	Good condition (i.e. no repairs needed)	Poor condition (i.e. major repairs needed)
Collective centre (school, mosque)	47.8%	1.1%	4.4%	46.7%
Emergency shelter / tent	7.2%	2.9%	0.4%	89.5%
Home of host family (non-related)	35.4%	0.7%	0.3%	63.6%
Home of relatives/friends	46.6%	1.2%	7.1%	45.1%
Makeshift shelter (tarpaulin / cardboard)	6.4%	5.5%	0.6%	87.5%
Other (specify)	26.4%	2.5%	0.8%	70.3%
Owned house / apartment	50.1%	0.5%	12.2%	37.3%
Rented house / apartment	54.4%	0.6%	7.0%	38.1%
Unfinished / vacant building	8.4%	2.8%	0.3%	88.8%

*Assessment of the shelter condition is done by the enumerators who are not shelter experts but trained to identify the physical situation of the shelter

Households Living in Rented House or Apartment

8,689 (67%) of the Assessed Households

Households living in rented house/apartment and paying the rent regulary

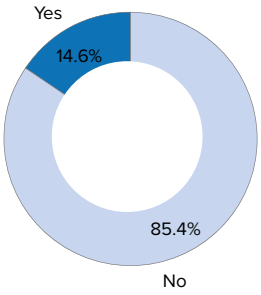

Number of months where households were unable to pay the rent regulary

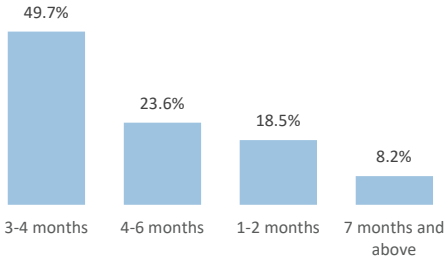

Households not living in a rented house/ shelter but making monetary or in-kind payment for their shelter

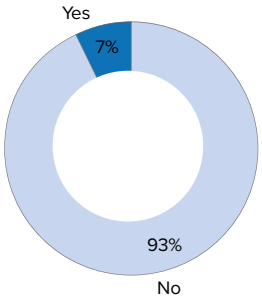

397 Households

Shelter Type

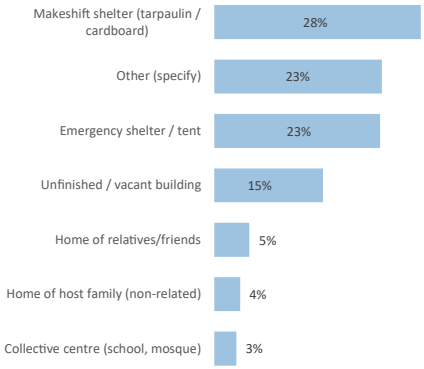

Households threatened with eviction from their current shelter in the last 6 months

4,585 (35%) of Total Households, **52%** of Housholds living in rented house/apartment

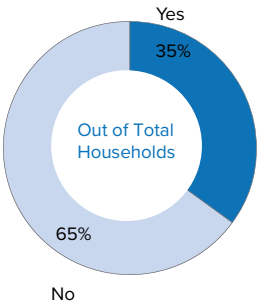

Eviction notice by type

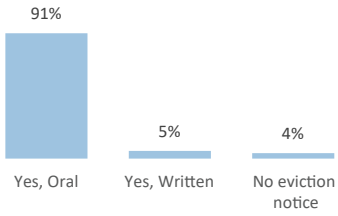

Eviction notice by by Households

99.5% IDPs
0.4% Host Community
0.1% Returnees

Average eviction notice period

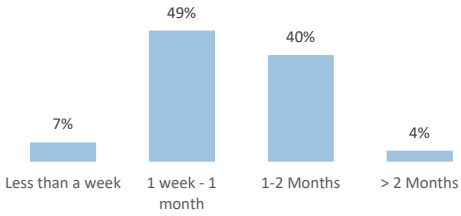

Households possesing documents on their house or land in the area of origin (out of the IDPs Households)

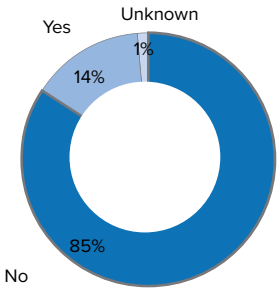

147 RESPONDERS

Status of the house or land in the area of origin (for IDPs)

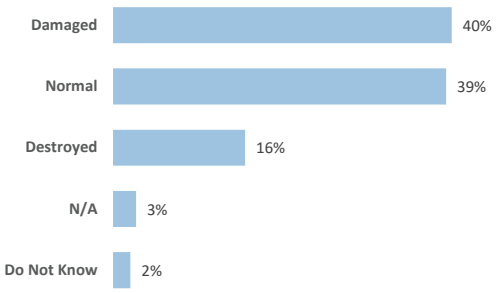

Data is taken from UNHCR assessment tool "Protection Monitoring Tool " that was conducted in Marib governorate between 20 February 2021 and 31 July 2021.

UNHCR YEMEN

Marib -IDP Protection Monitroting

20 February 2021- 31 July 2021

UNHCR The UN Refugee Agency

Legal and Protection

6,760 (52%) of the assessed households with at least one member with legal and/or Protection needs

Households with at least one member with Legal/Physical protection needs by type

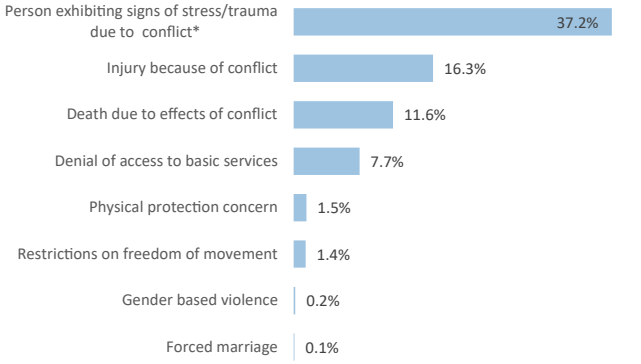

*person presenting signs of mild or moderate psychological distress

Legal/Physical protection needs for members of the assessed households by age/gender

Type of incident	Men	Women	Boys	Girls	Total
Person exhibiting signs of stress/trauma due to conflict	4,797	4,472	2,868	2,652	14,789
Denial of access to basic services	996	963	333	269	2,561
Injury because of conflict	2,063	53	98	13	2,227
Death due to effects of conflict	1,485	36	39	9	1,569
Physical protection concern	188	36	25	7	256
Restrictions on freedom of movement	173	22	19	4	218
Gender based violence	21	16	2	1	40
Forced marriage	7	4	1	12	24

Vulnerabilities

9,097 **70%** Households with at least one member with Vulnerability (out of total households)

981 **7.5%** Women head of household in the assessed population (out of total women above 18)

219 **1.7%** Household with at least one unaccompanied or separated child (out of total households)

31 **0.2%** Child who is the head of household (out of total households)

4,072 **15.4%** Children not attending school (out of total children)

3,018 **4.1%** Individuals with physical disability out of the total individuals

4,193 **14.4%** pregnant/lactating women or girls out of the total females under 60 years

120 **0.9%** Household with at least one child involved in child labour (out of total households)*

184 **0.7%** Children involved in child labour (out of total children)*

4,916 **6.8%** Individuals with chronical medical conditions out of the total individu-als**

2,793 **3.9%** Individuals with serious medical conditions out of the total individuals**

281 **22.2%** Unaccompanied older person out of total old persons (Above 60 years old)

13,023 **Households Assessed**

72,478 **Individuals Assessed**

Men 15,881 **Women 16,975**

Boys 20,478 **Girls 19,144**

* Self-assessed based on the interview with the household
** Based on medical report or medical bills presnsted by the household

 Data is taken from UNHCR assessment tool "Protection Monitoring Tool " that was conducted in Marib governorate between 20 February 2021 and 31 July 2021.

UNHCR YEMEN

Marib - IDP Protection Monitroting

20 February 2021- 31 July 2021

UNHCR
The UN Refugee Agency

Breakdown of individulas with physical/mental disability and indivduals with serious/chronic medical conditins

Type of vulnerability	Men	Women	Boys	Girls	Total
Chronic medical condition	1,968	2,427	322	199	4,916
Serious medical condition	1,005	1,262	303	223	2,793
Physical disability	1,168	516	322	251	2,257
Mental disability	302	201	158	100	761

Breakdown of children at risk by category

Type of vulnerability	Boys	Girls	Total
Children not attending school	2,120	1,952	4,072
Separated children	219	142	361
Children engaged in child labour	151	33	184
Unaccompanied children	37	34	71
Child Head of Household	24	7	31

Civil Registration and Documentation

Households with at least one children without birth certificate out of total children

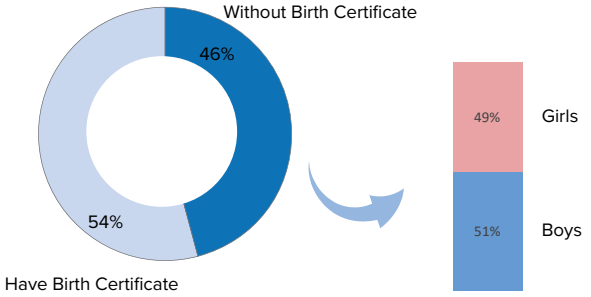

Adult without national ID out of total adults

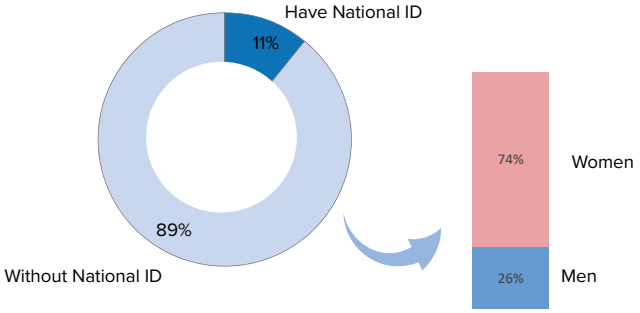

Coping Mechanism and Community based Protection

Types of community protection usually sought by households

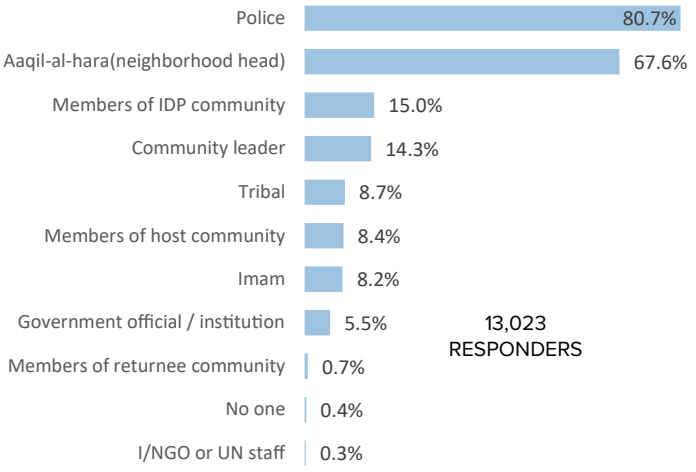

Types of community protection sought for resolving disputes

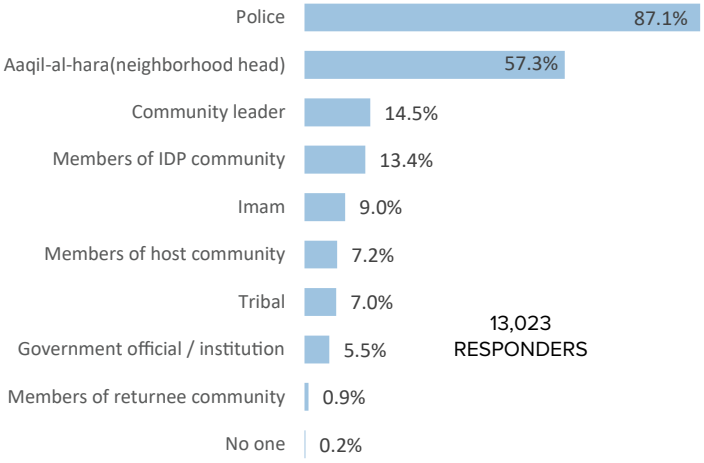

Coping mechanism used by Households to meet basic needs

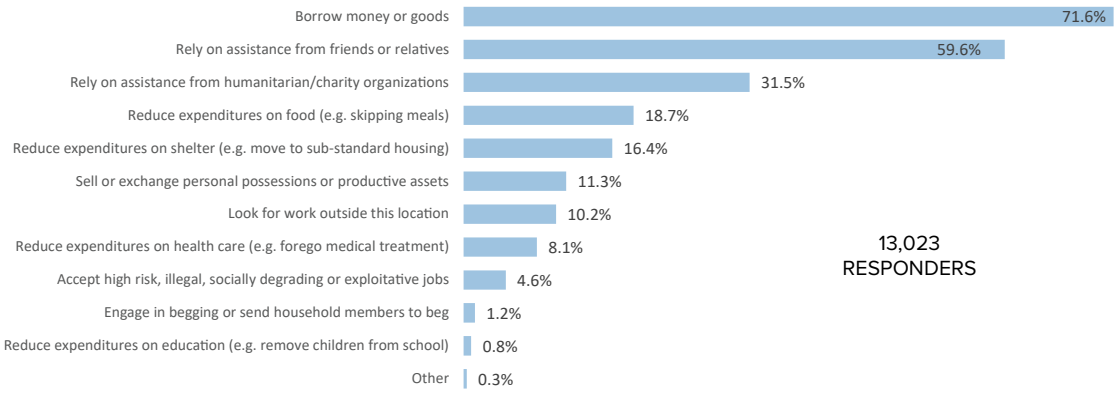

Data is taken from UNHCR assessment tool "Protection Monitoring Tool " that was conducted in Marib governorate between 20 February 2021 and 31 July 2021.

WASH and Energy

Who is Responsible of Collecting Water/Firewood

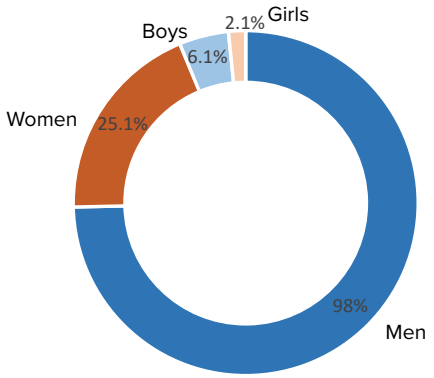

Average Time Needed to Collect Water

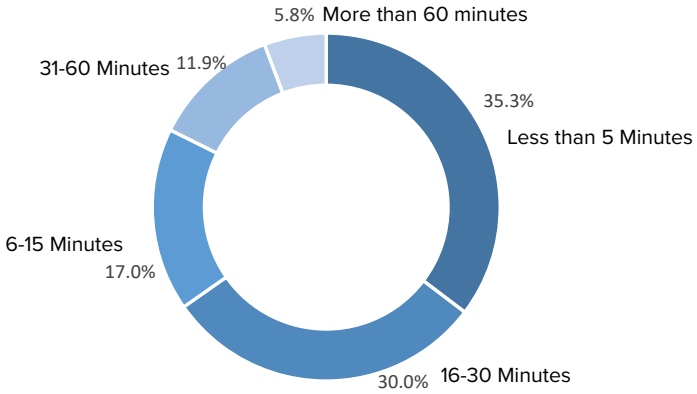

Sanitation Facilities Near the Shelter

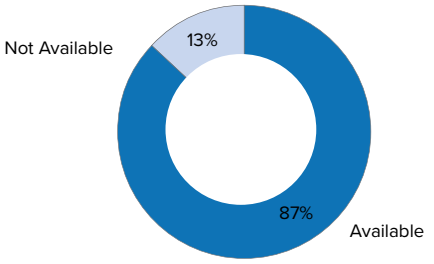

Types of Sanitation Facilities Near the Shelter



Sanitation Facilities Seperated (Male and Female)

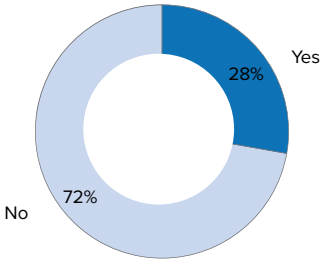

Sanitation Facilities Can be locked from the Inside

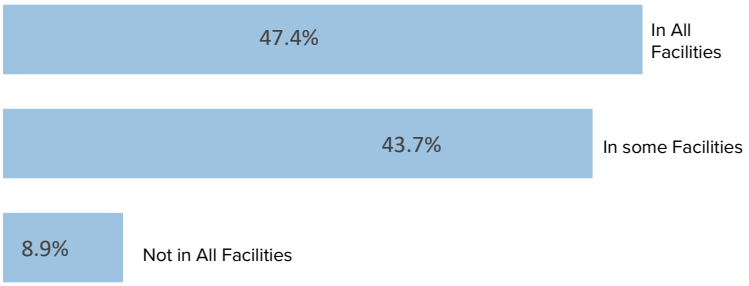

Humanitarian Assitance Received by the Households in the Last 3 Months

Type of Assistance	Not Needed	Not provided, and needed	Yes, provided
Cash Assistance	0.1%	99.2%	1.9%
Child Protection	85.7%	20.4%	0.1%
Education (school supplies; temporary or alternative learning spaces)	45.4%	57.7%	0.4%
Engaged in Child friendly Spaces	58.4%	45.7%	0.2%
Engaged in Woman Friendly Spaces	58.8%	45.4%	0.3%
Food Assistance	0.1%	61.5%	97.5%
Gender-Based Violence Prevention and Response	99.1%	8.0%	0.1%
Health / Medical	23.4%	78.0%	0.8%
Livelihoods (agricultural inputs, income generating activities, livelihood skills)	16.5%	84.7%	0.1%
Non-Food Items (mattresses, plastic sheets, buckets)	3.4%	96.4%	1.4%
Nutrition (malnutrition, pregnant and lactating women)	38.7%	64.0%	0.3%
Protection (lifesaving protection services)	86.0%	20.2%	0.1%
Shelter (e.g. emergency shelter kits, cash for rent; shelter rehabilitation)	3.8%	96.4%	0.4%
WASH (latrines, water trucking / filters or chlorine tablets; hygiene promotion)	6.2%	93.9%	0.9%

Data is taken from UNHCR assessment tool "Protection Monitoring Tool " that was conducted in Marib governorate between 20 February 2021 and 31 July 2021.

UNHCR The UN Refugee Agency

Priority Needs by Households

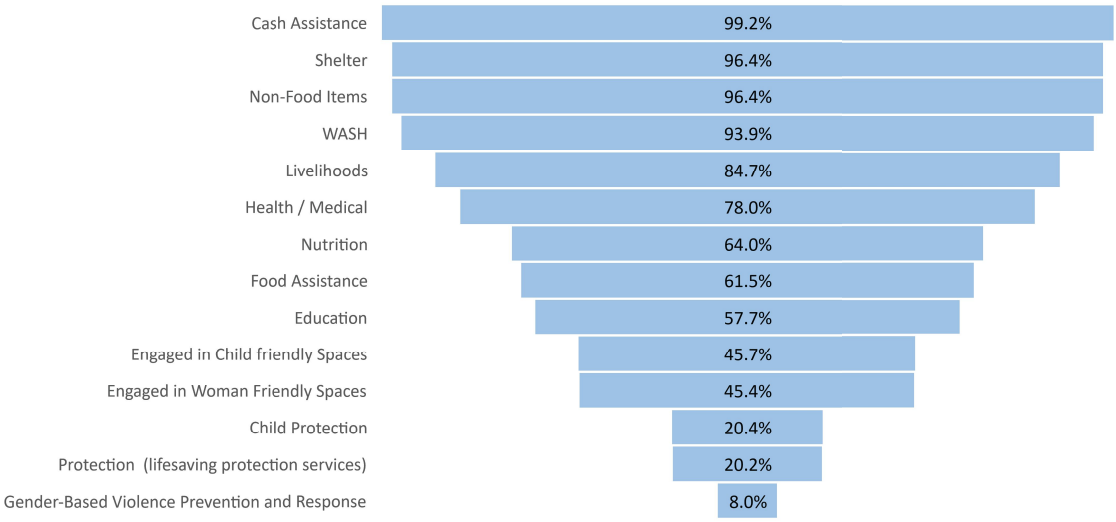

Recommendations for Referral

Households Recommended for GBV Referral (of Total Households)

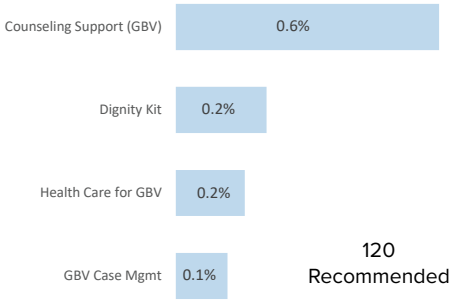

Households Recommended for General Protection Referral (of Total Households)

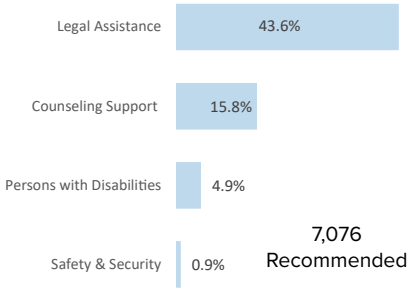

Households Recommended for Child Protection Referral (of Total Households)

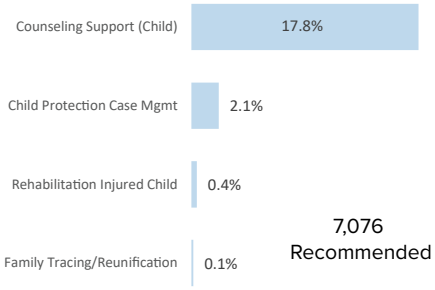

Use of Cash, if Provided

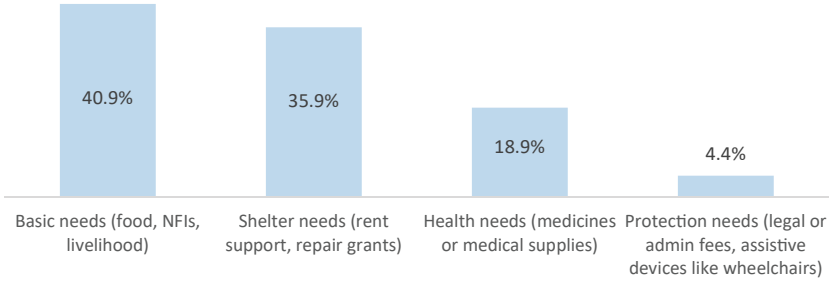

Households Recommended for Multi-Cluster Referrals

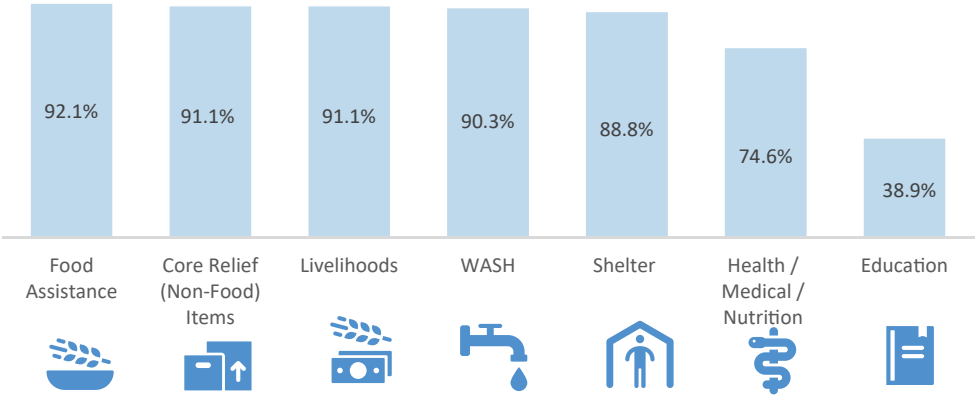

Data is taken from UNHCR assessment tool "Protection Monitoring Tool " that was conducted in Marib governorate between 20 February 2021 and 31 July 2021.