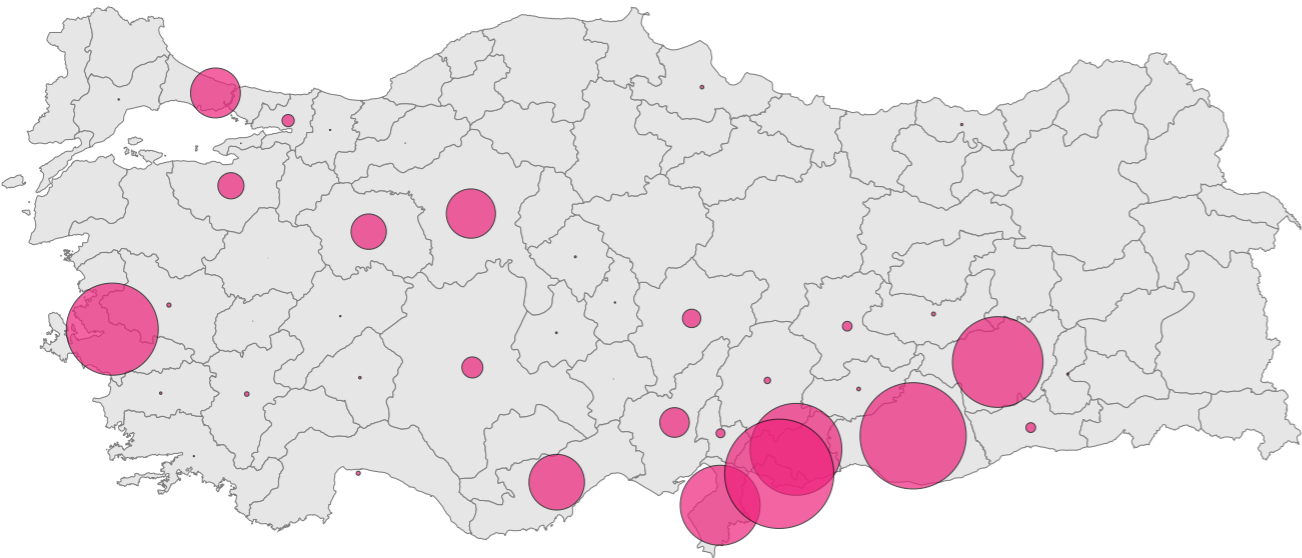


Turkey Health Sector 3RP Achievements in 2021

July 2021

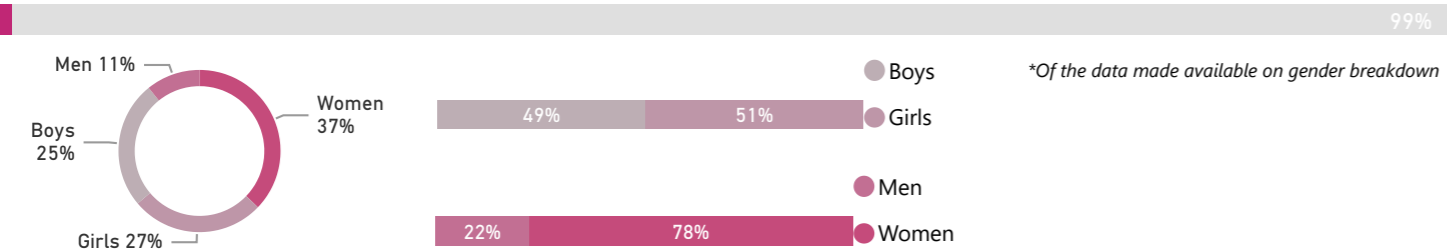


of beneficiaries reached in Turkey by Health Sector Partners



Boundaries shown on this map do not imply official endorsement by UN.

of consultations received by male and female refugees and impacted host community residents in primary health



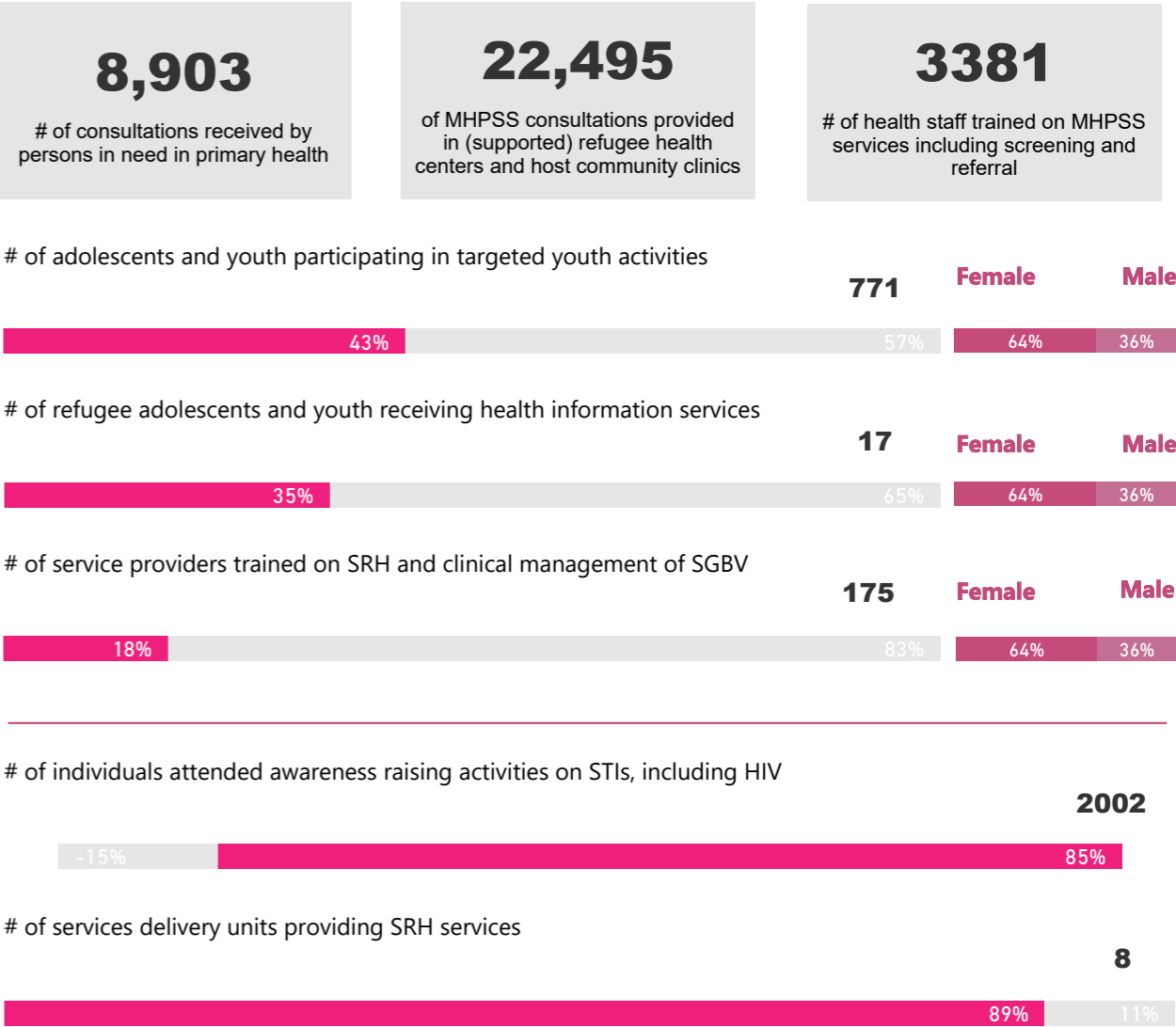
Supporting Agencies

INARA	Relief Internatio...	SAMS	UNFPA	UNICEF	WHO
-------	----------------------	------	-------	--------	-----

Reporting Agencies

AADHS	ASAM	INARA	MoH	Multecile...	NSPPL	SAMS	UNFPA	YYD
-------	------	-------	-----	--------------	-------	------	-------	-----

Achievements



List of all 3RP indicators and reported achievements during 2021. Click the upper left buttons for change of layout/view

Indicator	January	February	March	April	May	June	July	Total
1.1.1 # of consultations received by refugees and impacted host community residents in primary health	4,399	1,912	4,751	1,335			67	12,464
1.1.1.B # of consultations received by boys in primary health	684	149	272	70			20	1,195
1.1.1.G # of consultations received by girls in primary health	748	217	924	181			17	2,087
1.1.1.M # of consultations received by men in primary health	995	420	1,101	337			0	2,853
1.1.1.NBA # of consultations received by non-binary adults in primary health							0	0
1.1.1.NBC # of consultations received by non-binary children in primary health							30	30
1.1.1.W # of consultations received by women in primary health	1,972	1,126	2,454	747			0	6,299
1.1.2 # of persons provided with transportation to health facilities		33	44	24		43	73	217
1.1.2.B # of boys provided with transportation to health facilities		10	16	7		12	25	70
1.1.2.G # of girls provided with transportation to health facilities		14	14	8		18	41	95
1.1.2.M # of men provided with transportation to health facilities		8	11	7		10	5	41
1.1.2.NBA # of non-binary adults provided with transportation to health facilities		0	0	0		0	0	0
1.1.2.NBC # of non-binary children provided with transportation to health facilities		0	0	0		0	0	0
1.1.2.W # of women provided with transportation to health facilities		1	3	2		3	2	11
1.1.3 # of IEC (information, education, communication) products on MCH and IYCF produced and delivered							0	0
1.1.3.B # of IEC (information, education, communication) products on MCH and IYCF produced and delivered to boys							0	0
1.1.3.G # of IEC (information, education, communication) products on MCH and IYCF produced and delivered to girls							0	0
1.1.3.M # of IEC (information, education, communication) products on MCH and IYCF produced and delivered to men							0	0
1.1.3.NBA # of IEC (information, education, communication) products on MCH and IYCF produced and delivered to non-binary adults							0	0
1.1.3.NBC # of IEC (information, education, communication) products on MCH and IYCF produced and delivered to non-binary children							0	0
1.1.3.W # of IEC (information, education, communication) products on MCH and IYCF produced and delivered to women							0	0
1.2.1 # of Health care facilities providing services to refugee (including RHCs) supported	12						5	17
1.3.1 # of Syrian health care providers trained							0	0
1.3.1.F # of female Syrian health care providers trained							0	0
1.3.1.M # of male Syrian health care providers trained							0	0
1.3.1.NBA # of non-binary adults Syrian health care providers trained							0	0
1.3.2 # of Turkish health care providers trained			71	27			0	98
1.3.2.F # of female Turkish health care providers trained			33	20			0	53
1.3.2.M # of male Turkish health care providers trained			38	7			0	45
1.3.2.NBA # of non-binary adults Turkish health care providers trained							0	0
1.3.3 # Syrian health care providers and professional with reconciliated diplomas and integrated positions in the health system							0	0
1.3.3.M # Syrian men health care providers and professional with reconciliated diplomas and integrated positions in the health system							0	0
1.3.3.NBA # Syrian non-binary adults health care providers and professional with reconciliated diplomas and integrated positions in the health system							0	0
1.3.3.W # Syrian women health care providers and professional with reconciliated diplomas and integrated positions in the health system							0	0
2.1.1 # of Syrian refugees and members of impacted communities who receive SRH services	4,559	3,997	4,435	4,808	3,592	5,185		26,576
2.1.1.B # of boys who receive SRH services	114	116	118	100	83	118		649
Total	34,924	30,808	80,061	33,344	25,532	16,595	2,766	224,030

