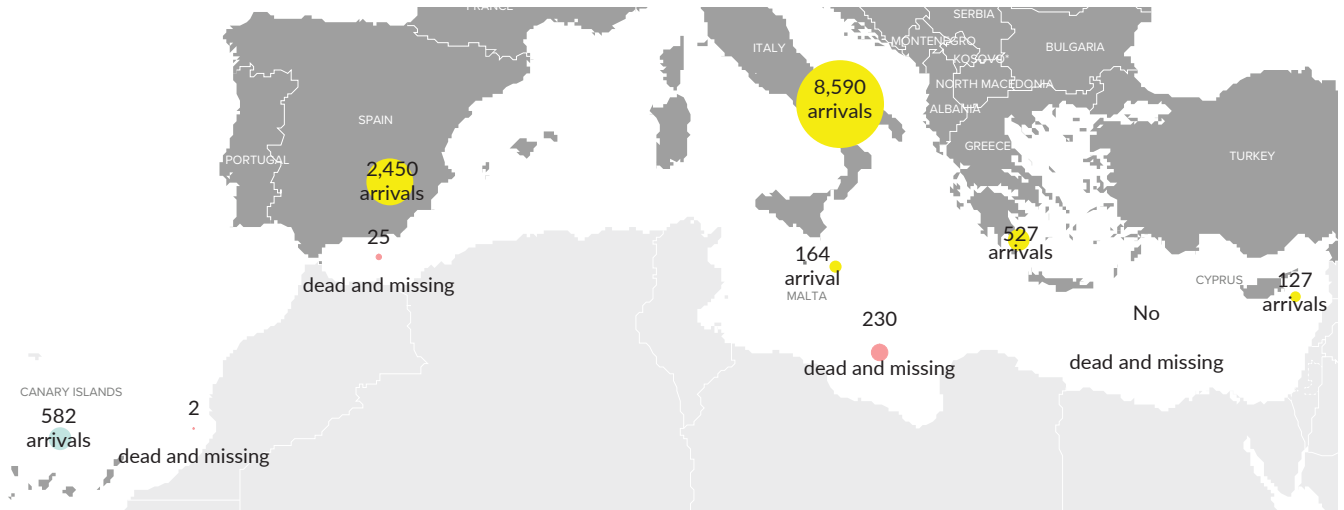


EUROPE SITUATIONS: DATA AND TRENDS

ARRIVALS AND DISPLACED POPULATIONS

FIGURES as of 31 JULY 2021



Includes Serbia and Kosovo (S/RES/1244 [1999]). The boundaries and names shown, and the designations used on this map do not imply official endorsement or acceptance by the United Nations.

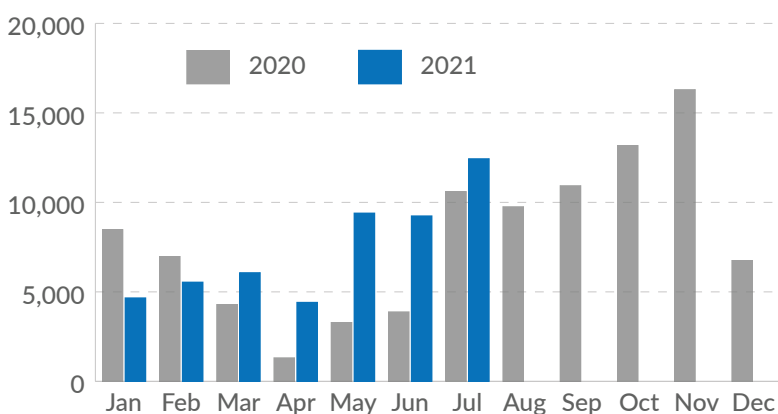
CUMULATIVE FIGURES (1 JANUARY - 31 JULY 2021)

51,783 estimated arrivals

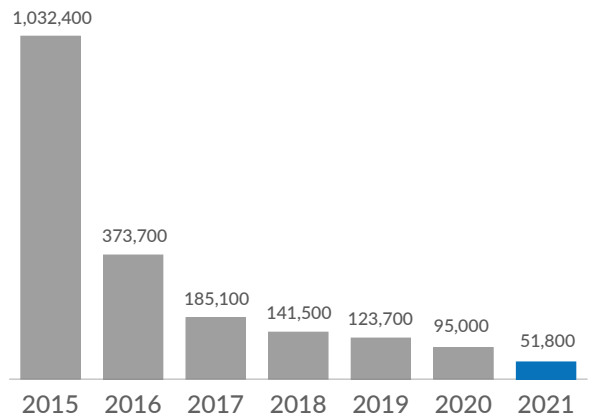
1,380 estimated dead and missing at sea¹

ROUTE	ARRIVALS	DEAD AND MISSING
CANARY ISLANDS ROUTE²	7,534 arrivals no arrivals by land	205 dead and missing
WESTERN MEDITERRANEAN ROUTE³	9,053 arrivals, of which 882 by land	188 dead and missing
CENTRAL MEDITERRANEAN ROUTE⁴	29,530 sea arrivals no arrivals by land	982 dead and missing
EASTERN MEDITERRANEAN ROUTE⁵	5,666 arrivals, of which 2,840 by land	5 dead and missing

Total Monthly Arrivals through the Mediterranean routes and the Canary Islands route



Yearly arrivals (rounded)



¹ Dead and missing figures refer to the Mediterranean and Canary Islands routes. Information is compiled from a variety of sources, the quality and reliability of which can vary. While every effort has been made to ensure that all statistical information is verified, figures on dead and missing at sea represent an estimate. Triangulation of information and sources is performed on a continuous basis. Therefore, amendments in figures may occur, including retroactively.

² Includes sea arrivals in Canary Islands (Spain) via the Atlantic Ocean.

³ Includes sea and land arrivals in Spain via the Western Mediterranean route.

⁴ Includes sea arrivals in Italy and Malta.

⁵ Includes sea and land arrivals in Greece and sea arrivals in Cyprus.

ARRIVALS TO EUROPE

In line with seasonal trends, some 12,900 refugees and migrants arrived in Europe via the Mediterranean and Canary Islands routes in July, a 30% increase compared to June. Of these, some 8,600 arrived in Italy, a 47% increase compared to June. While arrivals to Spain through the Western Mediterranean and Canary Islands Routes slightly increased in July 2021 compared to June (17% increase), arrivals to Greece slightly decreased (13%).

56%

decrease
in
arrivals through the
Canary Islands route in
July 2021 compared to
June 2021

Out of some 8,600 refugees and migrants who arrived in Italy in July, 59% had departed from Tunisia and 27% from Libya. The number of arrivals in Italy from Libya in July declined by 23% compared to June. Moreover, some 4,000⁶ refugees and migrants who departed from Libya in July were intercepted or rescued by Libyan authorities and disembarked back in Libya, 11% less than in June. According to available data, most people departing from Libya so far this year were from Bangladesh, Egypt and Eritrea. People arriving in Italy from Tunisia this year originated mainly from Tunisia, Côte d'Ivoire and Guinea.

Out of the 3,000⁷ refugees and migrants who arrived in Spain in July, 81% arrived through the Western Mediterranean route. Arrivals in the Canary Islands in July decreased by nearly 56% compared to June. Overall, the number of arrivals in Spain between January and July 2021 through both routes was 49% higher than in the same period last year.

Over 500 refugees and migrants arrived in Greece this month, a 13% decrease compared to June. However, total arrivals to Greece so far in 2021 have decreased by 60% compared to the same period last year, as allegations of pushbacks at land and sea borders continued. Turkish authorities reported rescuing or intercepting some 1,700 refugees and migrants in July in all seas surrounding Turkey, a slight increase compared to June.

i For more information please visit <https://data2.unhcr.org/en/situations/mediterranean>

SOUTH EASTERN EUROPE⁸

In July, some 3,000 people arrived in or transited through the subregion as part of mixed movements, on a par with June 2021, but 60% fewer than in July 2020. From January to July 2021, 16,414 people arrived in or transited through the subregion, 42% less than in the same period in 2020.

167 persons submitted an asylum application in July, a 47% increase compared to June (113). The main countries of origin were the Syrian Arab Republic (34%), Morocco (20%), and Algeria (8%). In July, 51% of asylum applications were lodged by children, of which 52% were unaccompanied or separated.

Thirty-two asylum interviews were conducted in July, and nine positive first-instance decisions were issued (seven resulted in refugee status and two in subsidiary protection), while 18 applications were rejected and 257 were closed, as the applicants were no longer present in the country of application.

i For more information please visit <http://data2.unhcr.org/en/situations/southeasterneurope>

OTHER SITUATIONS

Turkey

Refugees⁹ **3.7 million**
Asylum-seekers⁹ **322,000**

% of Syrians among the refugees **98%**

i For more information, please see the [UNHCR Turkey Operational Update June 2021](#)

Ukraine

Internally displaced persons¹⁰ **734,000**
Refugees¹¹ **2,300**
Asylum-seekers¹² **2,700**
Stateless persons¹³ **35,900**
Other persons of concern¹⁴ **1.62 million**

i For more information, please see the [UNHCR Ukraine Operational Update July 2021](#)

⁶ <https://data2.unhcr.org/en/documents/details/88139>

⁷ Official data of arrivals in Ceuta from 17 May onwards have not been made available and are currently under analysis by the Ministry of Interior. UNHCR will include this information as soon as it becomes available.

⁸ Includes Albania, Bosnia and Herzegovina, Montenegro, North Macedonia, Serbia and Kosovo (S/RES/1244 [1999]).

⁹ [UNHCR GLOBAL TRENDS REPORT 2020](#).

¹⁰ Residing more permanently in government-controlled areas (GCA). OCHA - [2021 Humanitarian Needs Overview - Ukraine](#), February 2021.

¹¹ Refugees, including persons with complementary protection, UNHCR, State Migration Service of Ukraine as of 31 December 2020.

¹² UNHCR as of 31 January 2021.

¹³ UNHCR, State Migration Service of Ukraine as of 31 December 2020.

¹⁴ Estimated number of vulnerable, conflict-affected persons living along the 'contact line' in government-controlled areas (GCA) and non-government controlled areas (NGCA), Protection Cluster, UNHCR - December 2020.