

# Regional overview of the Burundian refugee population

## 2021 BURUNDI REGIONAL RRP

as of 31 August 2021

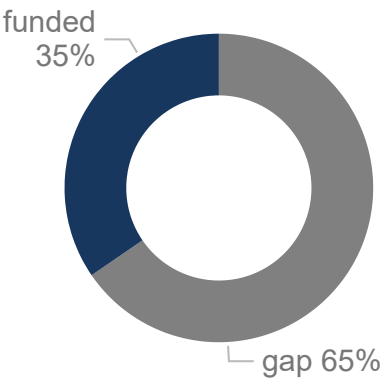


### KEY FIGURES



The above total reflects the refugee population covered by the Burundi Regional Refugee Response Plan and includes Burundian refugees who fled since April 2015, as well as some 37,000 Burundian refugees who sought asylum in the region prior to April 2015. In addition to the population above, there are some 20,579 Burundian refugees and asylum seekers in Kenya, 8,948 in Mozambique, 11,241 in Malawi, 9,870 in South Africa and 7,086 in Zambia who are assisted within the respective country-level programmes. A further 42,200 Burundian refugees, who have lived for decades in Tanzania, no longer receive assistance and are not included in these figures.

### 2021 REGIONAL RRRP FUNDING

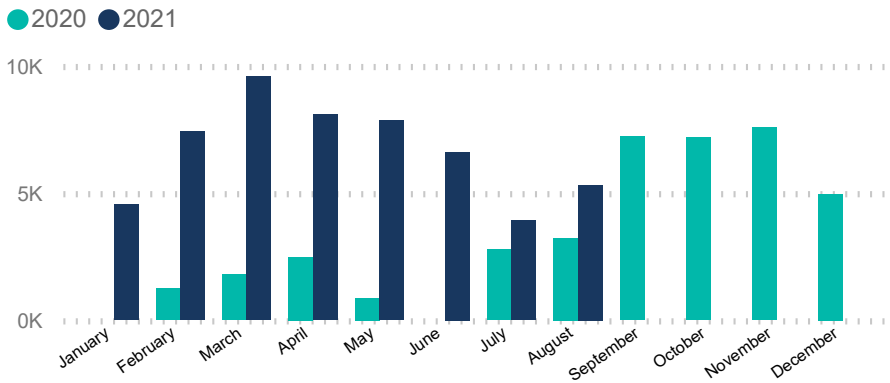


**USD 222.6 M**  
REQUESTED

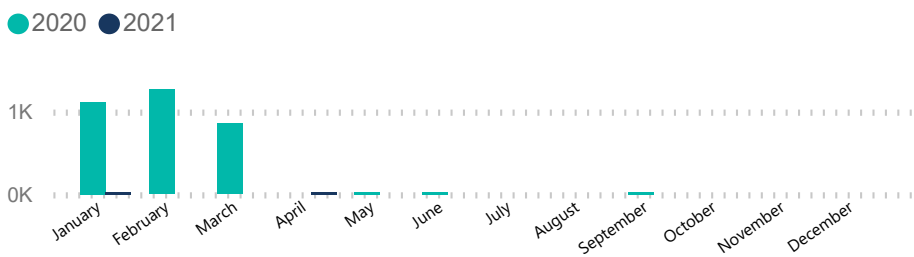
**USD 76.9 M**  
RECEIVED

BY **36 RRP PARTNERS** IN 2021 FOR THE BURUNDI SITUATION

### ASSISTED RETURNS BY MONTH



### NEW ARRIVALS BY MONTH



### 2021 returns (1 Jan - 31 Aug): 53,401

Assisted Burundian refugee returns (DR of the Congo, Rwanda, Tanzania & Uganda)

### 2021 arrivals (1 Jan - 31 Aug): 8

Based on field reports, UNHCR and Government registration



DEMOCRATIC  
REPUBLIC  
OF THE CONGO

UGANDA

RWANDA

BURUNDI

UNITED REPUBLIC  
OF TANZANIA

- Burundian refugees
- Assisted Burundian refugee returnees
- Refugee camp
- Refugee crossing
- Refugee locations
- Assisted returns

\*\*Democratic Republic of the Congo figure is as of July 2021

The boundaries and names shown and the designations used on this map do not imply official endorsement or acceptance by the United Nations.

Date: 31 August 2021 | Source: UNHCR, Government | Feedback: [minuto@unhcr.org](mailto:minuto@unhcr.org)

\*Total Assisted returns from Tanzania.