

SPAIN ASYLUM APPLICATIONS

1 Jan - 31 Aug 2021

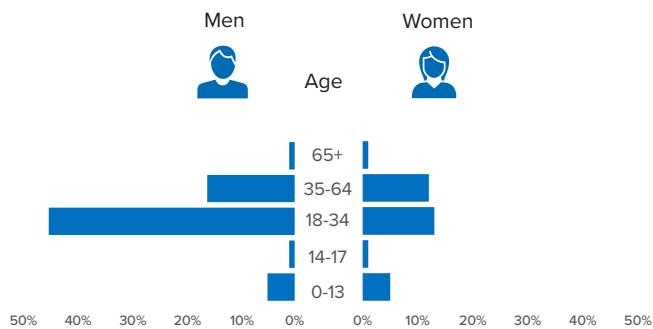


35,728 Asylum app. ↘ 45% Dif. 2020

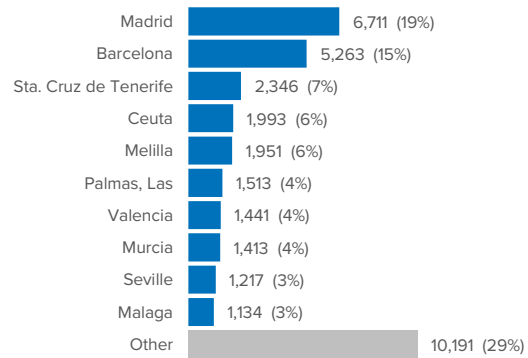
9% Recognition rate
27% Protection rate¹

94,825 Pending app.² ↘ 9% Dif. 2020

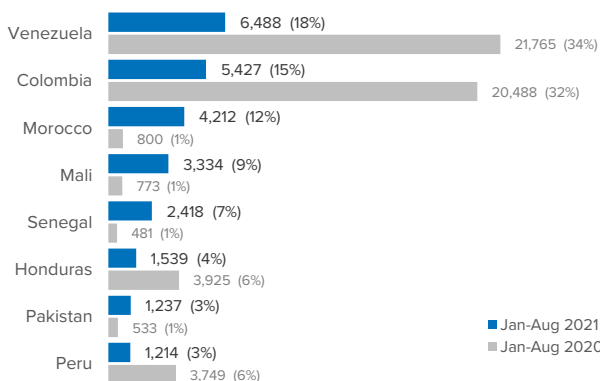
Number of asylum applications by gender/age²



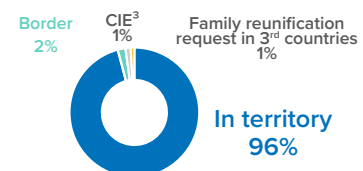
Asylum applications by province of registration



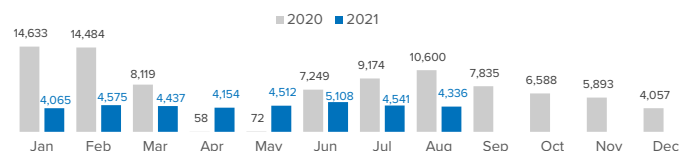
Most common nationalities of asylum applications



Asylum applications by place of submission



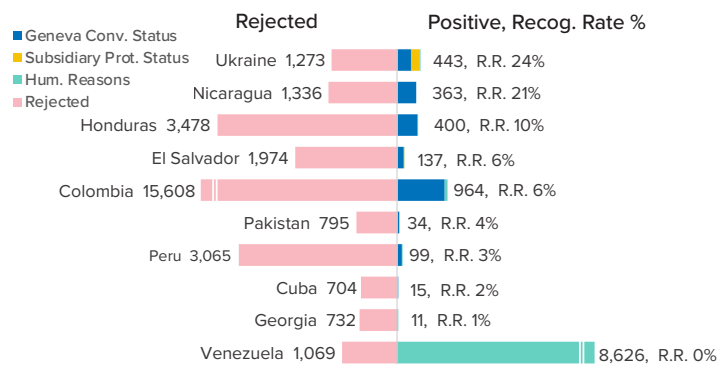
Asylum applications per month



Source: Unless otherwise indicated, provisional figures published by the Asylum and Refugee Office, Ministry of Interior, Spain.

¹Protection rate: includes refugee status, subsidiary protection, and persons granted authorization to stay for humanitarian reasons.

²Eurostat as of Aug 2021 ³CIE: Detention centre for foreigners (In Spanish: *Centro de Internamiento de Extranjeros*, CIE)

Eligibility Commission proposals⁴: 47,135


⁴Decisions by the Interministerial Eligibility Commission recommended to the Minister of Interior.