

Somalia

1 - 31 October 2021

In October, 137,000 new internal displacements were monitored by the UNHCR-led Protection and Returns Monitoring Network (PRMN). Drivers include conflict and insecurity (119,000), drought related (13,000), flood (0), and 6,000 displaced due to other triggers.

Galgaduud (101,000) received the highest number of displaced persons followed by Hiraan (14,000), while Lower Juba (4,000), Lower Shabelle (3,000) and Banadir (3,000) regions also received relatively high numbers.



28,284

Refugees & Asylum-Seekers

At the end of October 2021, there were 28,284 refugees and asylum-seekers registered in Somalia, mainly from Ethiopia (14,820 asylum seekers and 4,327 refugees) and Yemen (7,874 refugees). The remaining 1,263 persons of concerns were from other countries including Syria (990), Tanzania (135) and other countries (138).

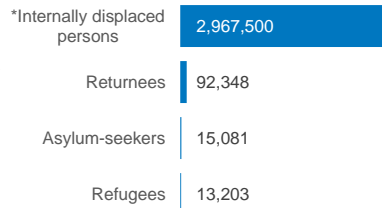


92,348

Refugee Returnees (2014 - 2021)

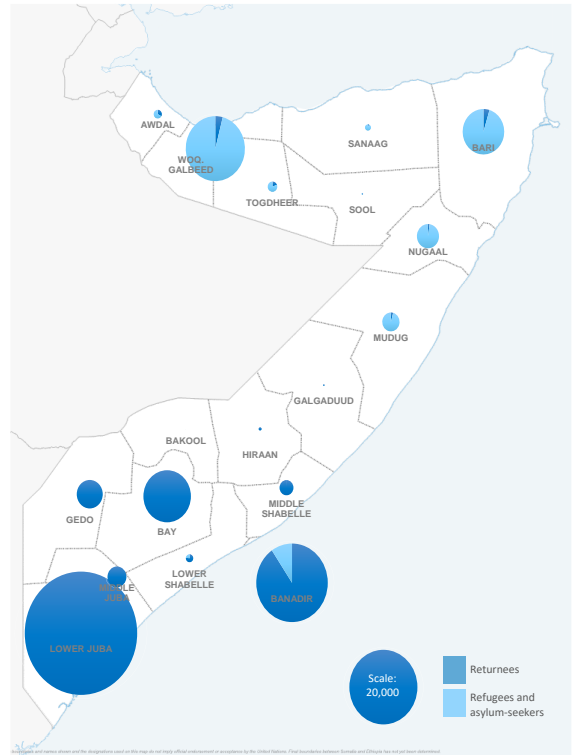
Since December 2014, 92,348 Somali refugees have voluntarily returned to Somalia with UNHCR assistance from different countries of asylum including Kenya, Yemen, Djibouti, Libya, Sudan and Eritrea. In addition, some 41,181 Somalis were monitored as arriving from Yemen since March 2015.

Population of concern



*Estimated internally displaced persons as of November 2020 (Source: Information Management Working Group)

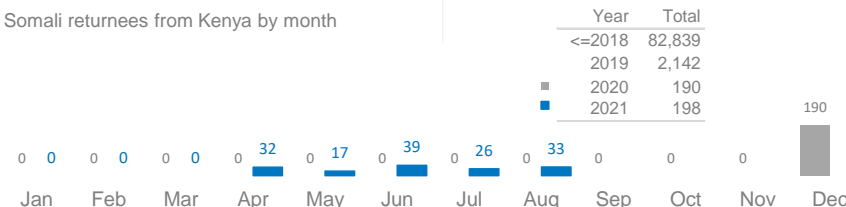
Returnees, refugee and asylum seekers map



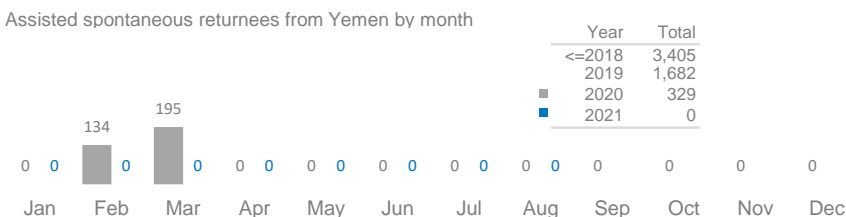
Region	Ethiopia	Yemen	Other
Woq. Galbeed	10,010	3,632	948
Bari	5,620	1,483	26
Nugaal	1,844	206	17
Mudug	1,198	29	16
Togdheer	188	103	34
Sanaag	131	14	4
Awdal	50	148	8
Banadir	6	2,113	202
Sool			
Middle Shabelle			
Lower Shabelle		59	
Other	100	87	6
TOTAL	19,147	7,874	1,261

Region	Kenya	Yemen	Other
Lower Juba	54,508	16	126
Banadir	15,641	4,120	829
Bay	9,655	83	22
Gedo	2,922	2	43
Middle Juba	1,539		1
Middle Shabelle	798	41	25
Lower Shabelle	104	79	1
Hiraan	42	6	22
Woq. Galbeed	18	527	259
Galgaduud	15		3
Nugaal	13	29	16
Other	114	513	216
TOTAL	85,369	5,416	1,563

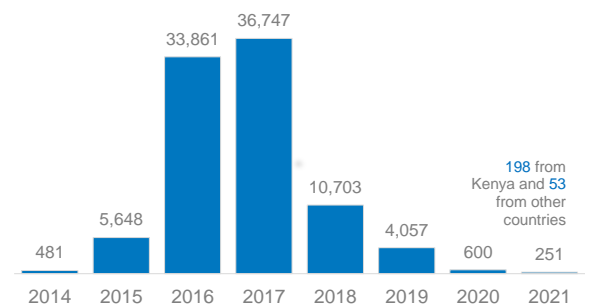
Somali returnees from Kenya by month



Assisted spontaneous returnees from Yemen by month



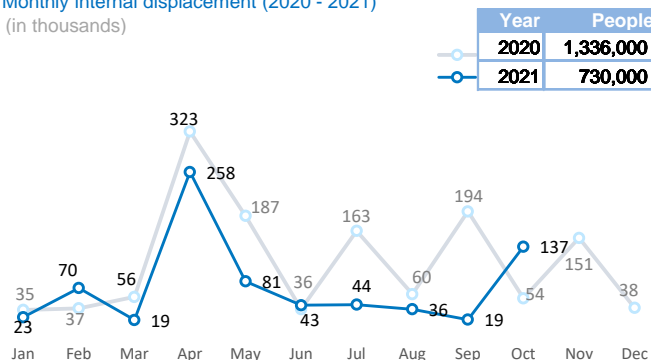
Number of returnees (with assistance from UNHCR) since 2014



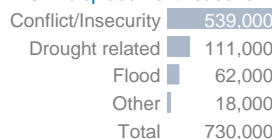
Somalia Internal DISPLACEMENT

Displacements monitored by UNHCR Protection and Return Monitoring Network (PRMN)

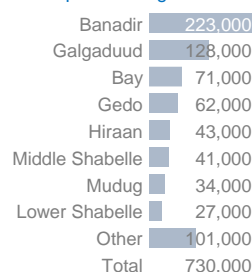
Monthly internal displacement (2020 - 2021) (in thousands)



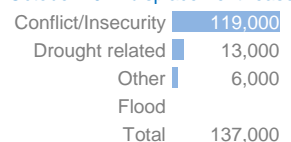
2021 displacement reasons



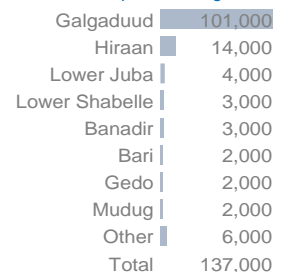
2021 top arrival regions



October 2021 displacement reasons

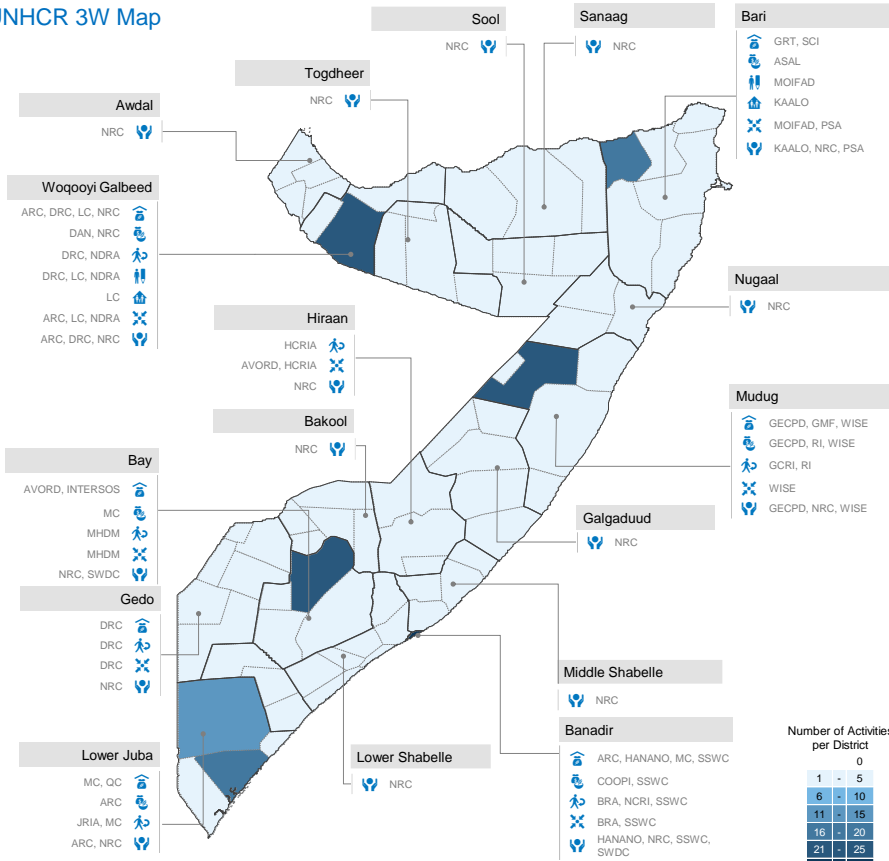


October 2021 top arrival regions



Somalia

UNHCR 3W Map



Number of activities by region and category

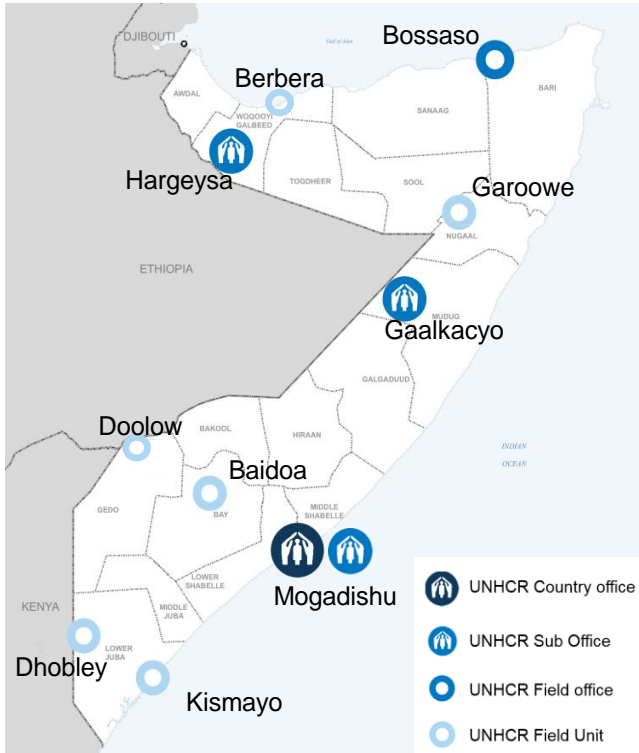
Region	Category 1	Category 2	Category 3	Category 4	Category 5	Category 6	Category 7
Awdal							4
Bakool							5
Banadir	10	3	3			3	9
Bari	6	2	1	4	1	1	8
Bay	8	3	3			1	12
Galgaduud							5
Gedo	2		2			1	6
Hiraan			1			1	3
Middle Juba							3
Lower Juba	11	1	6				19
Mudug	5	3	4	1		1	11
Nugaal							3
Sanaag							4
Middle Shabelle							4
Lower Shabelle							7
Sool							4
Togdheer							4
Woqooyi Galbeed	6	3	5	2	3	1	6

Category	Sub-category
BASIC NEEDS AND ESSENTIAL SERVICES	Water, Transport, Cash Grants, Core Relief Items, Education, Health
LEADERSHIP, COORDINATION AND PARTNERSHIPS	Cluster Coordination - Protection, Shelter, CCCM
FAVOURABLE PROTECTION ENVIRONMENT	Facility Rehabilitation, Equipment, Peaceful Coexistence
FAIR PROTECTION PROCESSES AND DOCUMENTATION	Registration, Profiling, Civil Documentation
DURABLE SOLUTIONS	Return Assistance, Transit Center, Counseling
SECURITY FROM VIOLENCE AND EXPLOITATION	Legal Protection, SGBV Prevention & Response, Material Assistance, PRMN
COMMUNITY EMPOWERMENT, SELF RELIANCE AND SELF MANAGEMENT	Cash Grants, Employment, Business, Vocational Training
LOGISTICS AND OPERATIONS SUPPORT	PDM, Warehouse Management, Transport

UNHCR Presence

Staff
120 National Staff
51 International Staff
27 Affiliate Workforce

Offices
1 Country Office in Mogadishu
3 Sub-Offices in Gaalkacyo, Hargeysa and Mogadishu
1 Field Office in Bossaso
6 Field Units in Baidoa, Dhobley, Garoowe, Kismayo, Berbera and Doolow
1 Support Office in Nairobi



Contact
Magatte Guisse, Representative, Somalia
guisse@unhcr.org, Cell: +252 611 634 665

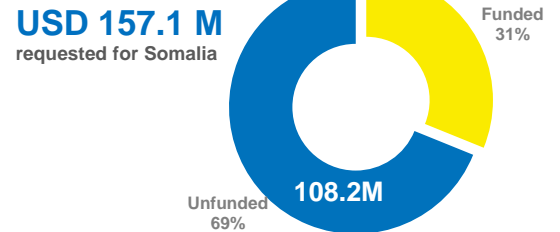
Links

[Somalia: Global Focus](#) - [Somalia: Information sharing portal](#) - [UNHCR Somalia](#) - [@UNHCRSom](#) - [Facebook: UNHCR Somalia](#) - [Somalia internal displacement](#)

UNHCR is grateful for the generous contributions of donors who have directly contributed to the UNHCR Somalia operation in 2021



Funding (as of 26 Oct 2021)



UNEARMARKED CONTRIBUTIONS | USD

Norway 80 million | Sweden 75.4 million | Private donors Spain 62.6 million | United Kingdom 40.4 million | Netherlands 36.1 million | Denmark 34.6 million | Private donors Republic of Korea 31.9 million | Private donors Japan 27.7 million | Germany 26 million | Japan 23.4 million | France 20.2 million | Switzerland 16.4 million | Private donors Italy 15.7 million | Private donors Sweden 14.4 million | Ireland 12.5 million | Belgium 11.9 million | Italy 10.7 million

Algeria | Armenia | Australia | Austria | Bulgaria | Canada | Costa Rica | Cyprus | Estonia | Finland | Holy See | Iceland | Liechtenstein | Luxembourg | Malta | Monaco | Montenegro | Morocco | New Zealand | Peru | Philippines | Portugal | Republic of Korea | Russian Federation | Saudi Arabia | Singapore | South Africa | Thailand | Turkey | Uruguay | Private donors

OTHER SOFTLY EARMARKED CONTRIBUTIONS | USD

United States of America 33 million | Germany 29.7 million | Private donors Australia 8.7 million | Canada 5.6 million | Private donors Germany 3.2 million | Private donors Korea 2.1 million

France | Japan | Luxembourg | Norway | Spain | Private donors