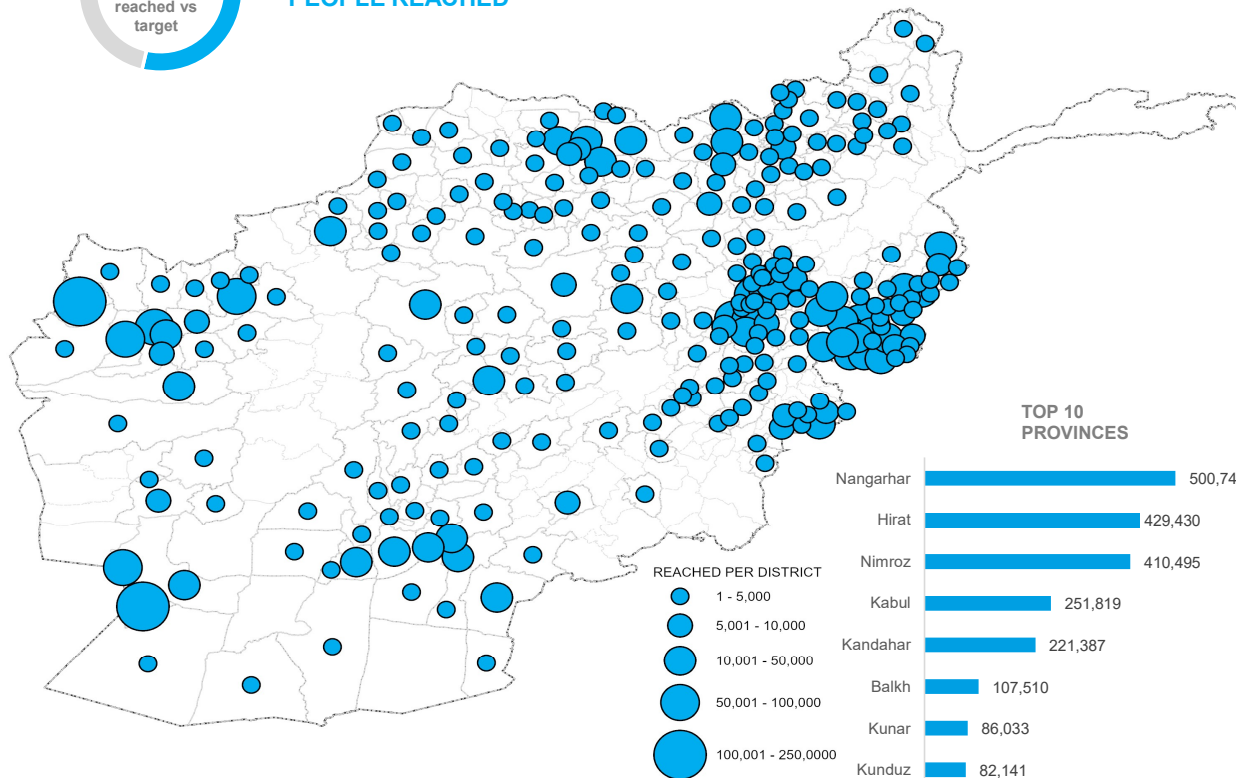




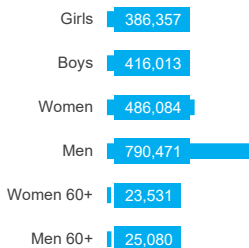
2,127,537
PEOPLE REACHED

Individuals reached with specialized protection services including child protection, gender-based violence, housing, land and property, and mine action, and with general protection services

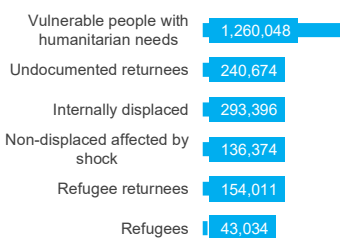


AGE AND GENDER

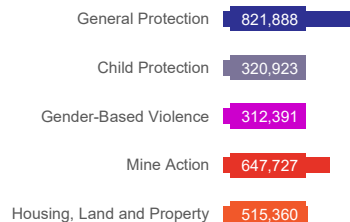
42% of beneficiaries are women and girls, 38% are children



POPULATION GROUPS



SECTORS



REPORTING PARTNERS

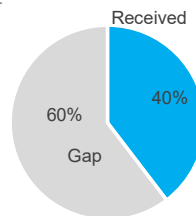
AAA, AABRAR, AAR, ADWSO, APA, ARAA, AREA, ASCHIANA, ATC, AWEC, CARE, CARITAS-G, CHA, CIC, CORDAID, CPAN, CRDSA, CWW, DAFA, DDG, DRC, FSD, HADAAAF, HALO Trust, HealthNet TPO, HELP-DE, HI, HIIHAO, HRDA, HRRAC, HTAC, IMC, INTERSOS, IOM, IPSO, IRC, IRW, JCSSO, MCPA, MDC, MPO, NCA, NRC, OHW, OMAR, ORD, OXFAM, RI, SCI, SHPOUL, SOUND, TDH, UN-HABITAT, UNHCR, UNICEF, VOPOFA, WASSA, WAW, WC-C, WC-UK, WHH, WSTA, WVI, YHDO, ZOA.

Protection IMU afgkaimu@unhcr.org

25 October 2021

FUNDING

Overall Requirement:
USD 114.6 M



Source: FTS, Cluster



KEY INDICATORS



GENERAL PROTECTION

of people who were provided with direct and referral assistance



TARGET	REACHED	GAP
300,000	35%	65%

of people benefiting from Community-Based Protection initiatives



2,000,000	34%	66%
-----------	-----	-----

of people reached through protection monitoring



600,000	7%	93%
---------	----	-----



CHILD PROTECTION

of children and their caregivers reached with center, mobile and home based activities to improve their mental health and psychosocial well-being following program completion



400,000	31%	69%
---------	-----	-----

of girls and boys who have suffered from grave child rights violations (including former CAAC & children in detention) benefited from social and economic reintegration and life-skill assistance



5,000	74%	26%
-------	-----	-----

of girls and boys at risk, including unaccompanied and separated children, and child survivors of SGBV identified, documented, and received case management services



15,000	62%	38%
--------	-----	-----

of people who have been reached by information on COVID-19 and the danger and consequences of hazardous child labor, child marriage, trafficking and other negative coping mechanisms



700,000	23%	77%
---------	-----	-----



GENDER-BASED VIOLENCE

of community members mobilized through community dialogues to prevent and respond to GBV



100,000	172%	0%
---------	------	----

of at-risk IDP, returnee and non-displaced conflict or natural-disaster-affected persons receiving multi-sectoral GBV services (psycho-social, legal, safety, health & case management)



694,933	11%	89%
---------	-----	-----

of women and girls in need reached with dignity kits



493,910	11%	89%
---------	-----	-----

of women and girls reached with livelihood and leadership interventions



40,500	1.2%	99%
--------	------	-----



MINE ACTION

of direct beneficiaries from the removal of known explosive hazards



289,395	59%	41%
---------	-----	-----

of vulnerable people receiving Explosive Ordnance Risk Education (EORE)



950,261	58%	42%
---------	-----	-----

of conflict-affected people benefitting from Explosive Ordnance Disposal and survey activities



362,848	22%	78%
---------	-----	-----



HOUSING, LAND AND PROPERTY

of individuals receiving information on HLP and LCD rights



183,750	239%	0%
---------	------	----

of individuals receiving counselling and/or legal assistance on HLP and LCD rights



47,844	73%	27%
--------	-----	-----

of government, humanitarian and other partners receiving training and/or technical support on HLP



2,750	63%	37%
-------	-----	-----