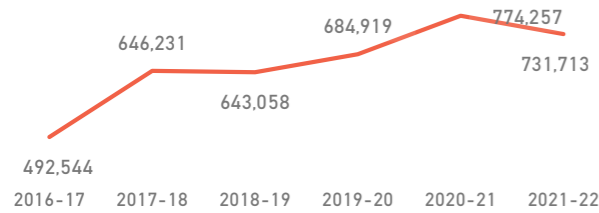


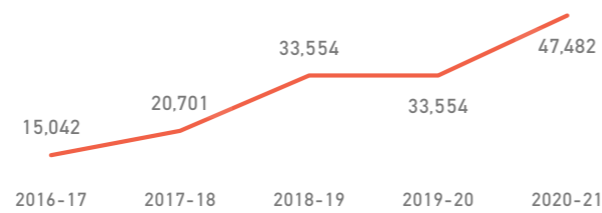


STATISTICS OF EDUCATION OPPURTUNITIES PROVIDED TO SYRIAN STUDENTS UNDER TEMPORARY PROTECTION

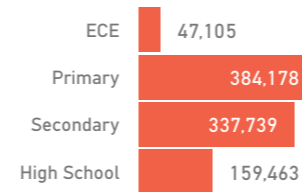
Enrolment in Formal Education



Enrolment in Higher Education



Breakdown by Level



OBJECTIVE 1: INCREASE ACCESS TO FORMAL, NON-FORMAL, INFORMAL, AND HIGHER EDUCATION PROGRAMMES

59,997

of children enrolled in all forms... early childhood education

80% 20%

774,257

of children enrolled in formal education

97%

18,228

of children provided with accredited non-formal education

47% 53%

11,722

of children enrolled in informal non-accredited education

37% 63%

1,724

of students receiving higher education scholarships

75% 25%

18,798

of individuals received life-skills and citizenship education

26% 74%

OBJECTIVE 1: VULNERABLE REFUGEE CHILDREN HAVE ACCESS TO SOCIAL PROTECTION

706,904

of children benefiting from conditional cash transfer for education

100%

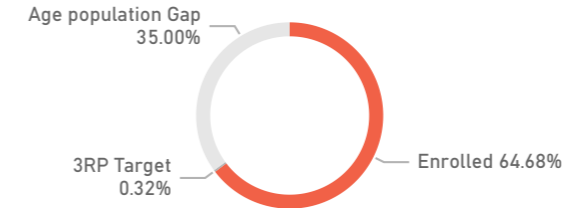
6,350

of refugee children provided with transportation to school

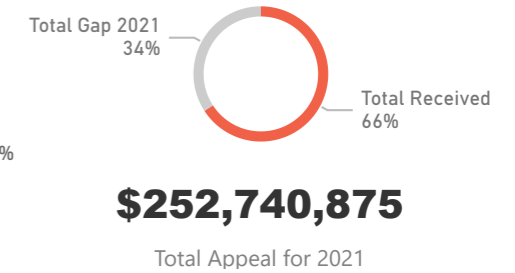
100%

SECTOR STATISTICS

Gross Enrolment Rate for Formal Education



Education 3RP Q1 Funding Figures



OBJECTIVE 2: ENHANCE THE QUALITY OF EDUCATION OPPURTUNITIES

12,009

of teachers and education personnel provided with incentives

98%

10

of teachers and education personnel trained including on remote learning

100%

SUPPORTING ACTIVITIES TO ENHANCE ACCESS TO EDUCATION AND IMPROVE EDUCATIONAL QUALITY

108,579

of children receiving support (including case-based support) for enrolment

2,408

of children provided with ICT support at Educational Support Centres

1,884

of students in tertiary education provided with access to ICT support

Legend

● % of 3RP Progress ● % of Gap against 3RP Targets

Sources: MoNE, YOK, ActivityInfo, Education Sector