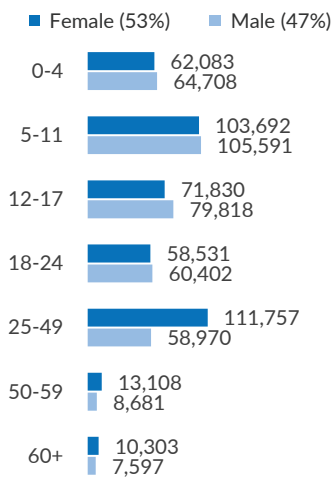


Key indicators

- 58%** individuals aged 14+ years provided with identity documents.
- 86%** individuals aged 5+ years enrolled with biometrics.
- 85%** of primary school-aged boys enrolled in primary education.
- 72%** of primary school-aged girls enrolled in primary education.
- 38%** of refugee females have a specific need, **14%** of refugee males have a specific need.

Demography



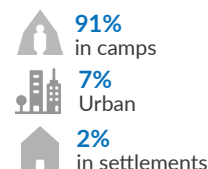
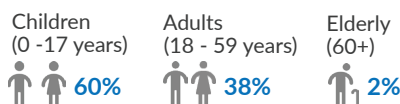
Nationality

South Sudanese	383,087
Somali	218,022
Eritrean	158,300
Sudanese	46,181
Kenyan	4,034
Yemeni	2,489
Congolese (DRC)	1,039
Syrian	667
Burundian	125
Djiboutian	59
Rwanda	18
Other	3,050

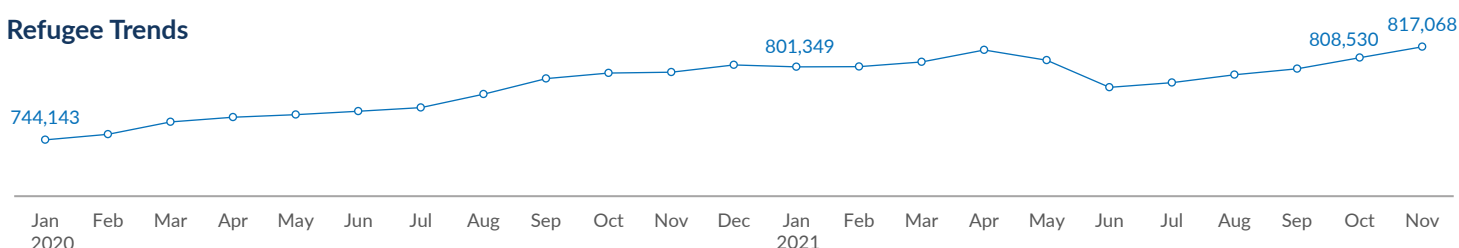
New arrival trends in 2021



Total arrivals : 16,125 individuals



Refugee Trends



*Number of Eritrean refugees in Tigray is under verification by ARRA

The boundaries and names shown and the designations used on this map do not imply official endorsement or acceptance by the United Nations.

Update date: 13 Dec 2021

Sources: UNHCR Registration unit

Feedback: ethadim@unhcr.org

More info at : <https://data2.unhcr.org/en/country/eth>