

## Key figures since 2018

**1257**  
New Applications in 2021

**4632**  
New Applications in 2020

**12K**  
New Applications in 2019

**10K**  
New Applications in 2018

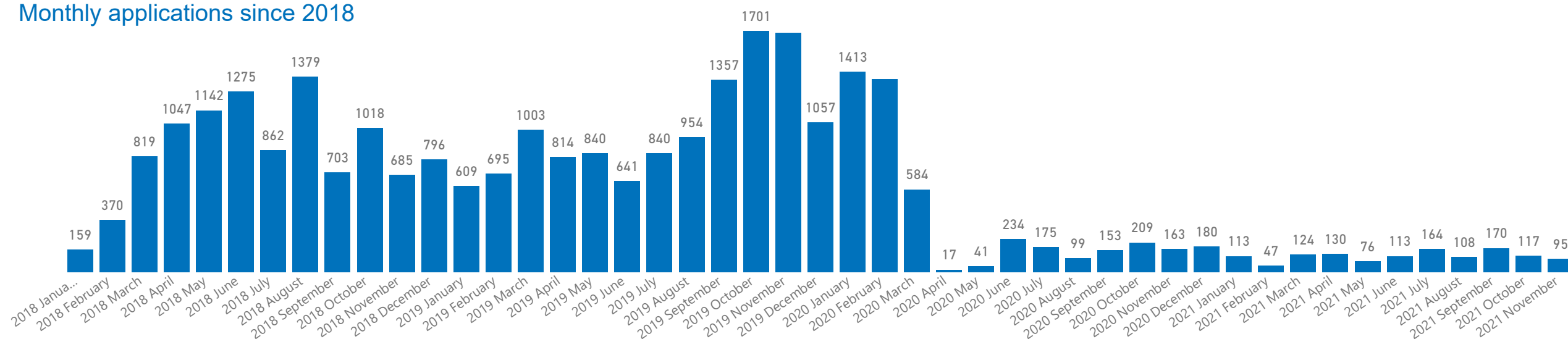
**33**  
Recognized Refugees in 2021

**70**  
Recognized Refugees in 2020

**51**  
Recognized Refugees in 2019

**85**  
Recognized Refugees in 2018

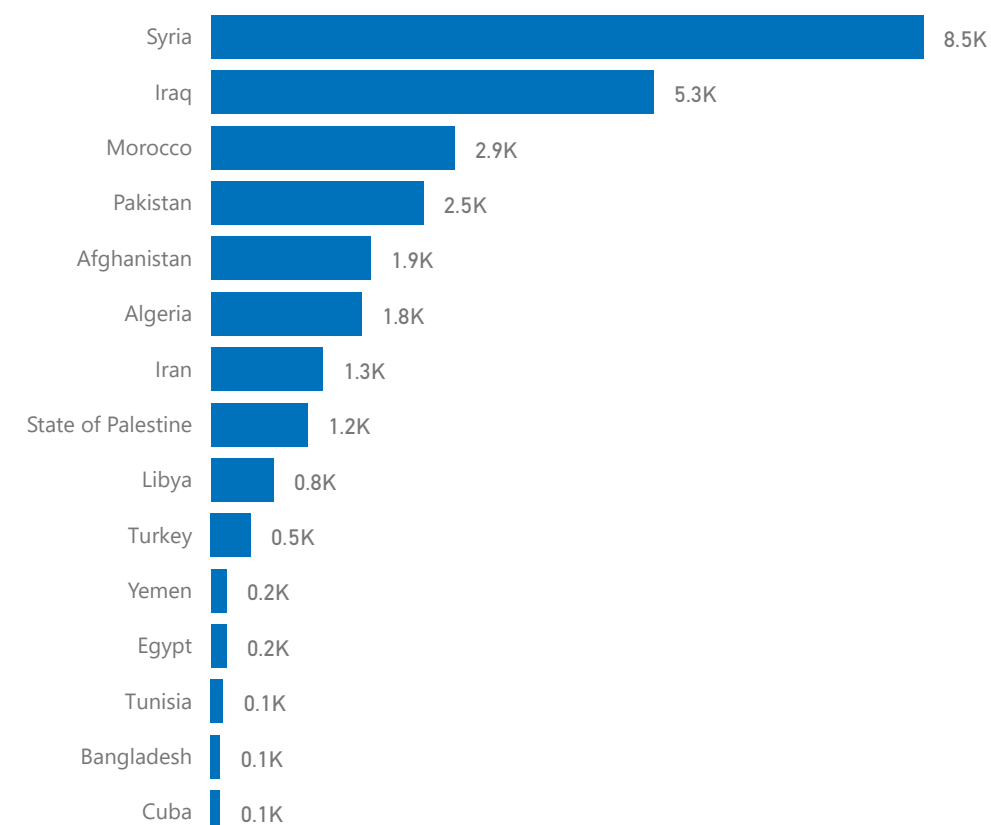
## Monthly applications since 2018



## Summary of Key Trends

- In November 2021, some 1,700 persons in mixed movements arrived in the region, which is less than the previous month (3,000). The total cumulative number of new arrivals in 2021 (27,950) is lower than the trends observed in 2020 (58,860) and 2019 (47,500) for the same period.
- Furthermore, 95 asylum applications were filed in November compared to 117 in October representing a decrease of 18%. Since January 2021, only 6 % of the 20,538 persons who expressed intentions to seek asylum have lodged an asylum claims.
- In November 6 positives first-instance decisions were taken (1 refugee status and 5 complementary form of protection). Since the beginning of the year, 165 applications were rejected, and 926 asylum applications were closed after the applicants absconded the asylum procedure.
- In November the authorities in the Western Balkans region conducted 21 interviews out of which 19% were conducted in Bosnia and Herzegovina, 24% in Kosovo\*, 38% in Montenegro, 14% in North Macedonia and 5% in Serbia. No interview this month in Albania. A total of 17 interviews were conducted in October 2021.
- At the end of November 2021, 513 decisions were still pending which is lower compared to the situation at the same period in 2020 (583).
- In November 2021, 9% (9) of all applications were submitted by women (18+) and 14% (13) by children (boys & girls), including 5 unaccompanied and separated children (UASC).

## Applications since 2018 by country of origin



Kosovo\*: Designations of Kosovo\* are without prejudice to positions on status, and are in line with the United Nations Security Council Resolution 1244 (1999). Data source: SEE Regional Asylum Statistics and UNHCR data available at <https://popstats.unhcr.org>. For further information or any questions concerning this factsheet please contact: Gabriel MATHIEU, [mathieu@unhcr.org](mailto:mathieu@unhcr.org). In most cases, data for this factsheet is provided by country level governmental institutions. Retroactive changes in data may occur.

**2021**  
Key figures

**1257**  
New Applications of which:

**42**  
Unaccompanied or separated children\*

**33**  
Recognized Refugees

**52**  
Subsidiary Protection

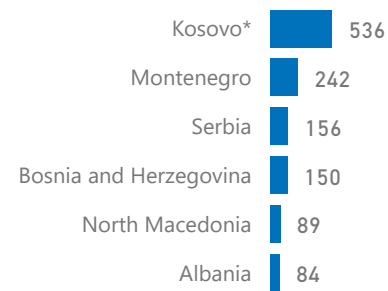
**165**  
Rejected

**926**  
Closed cases

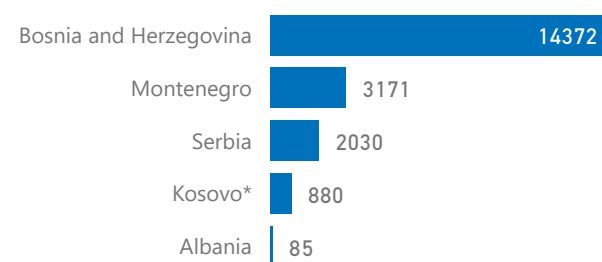
\*disaggregated figures by age/gender are not always available

### New Applications Regional Trends

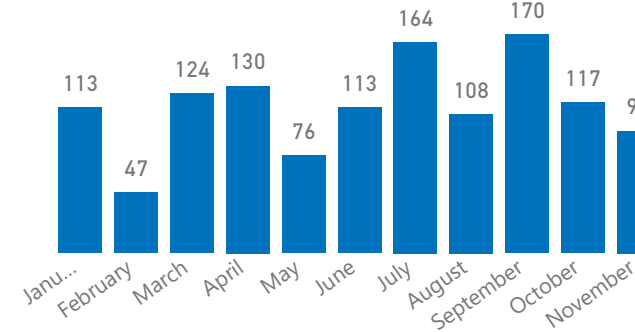
Total New Asylum Applications by Country of Asylum



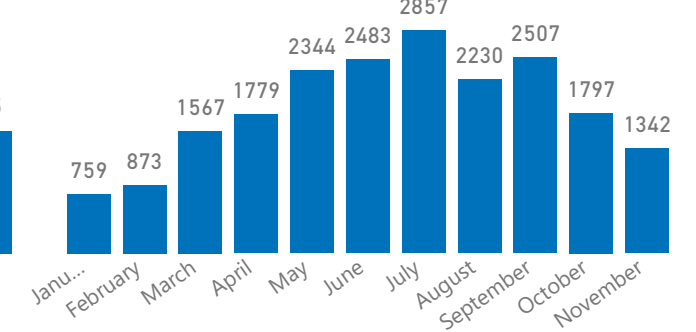
Total Asylum Intentions by Country of Asylum



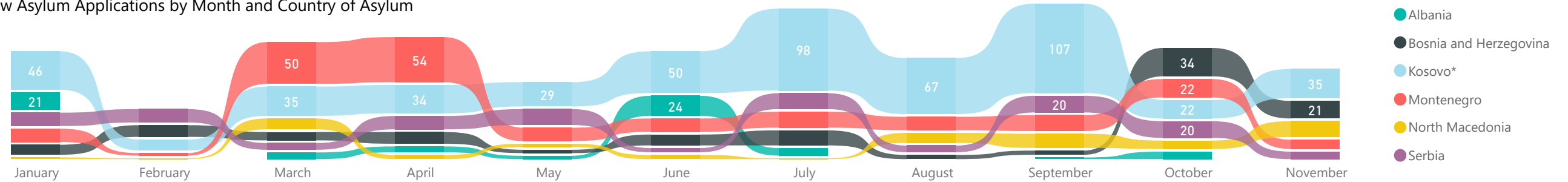
Total New Asylum Applications by Month



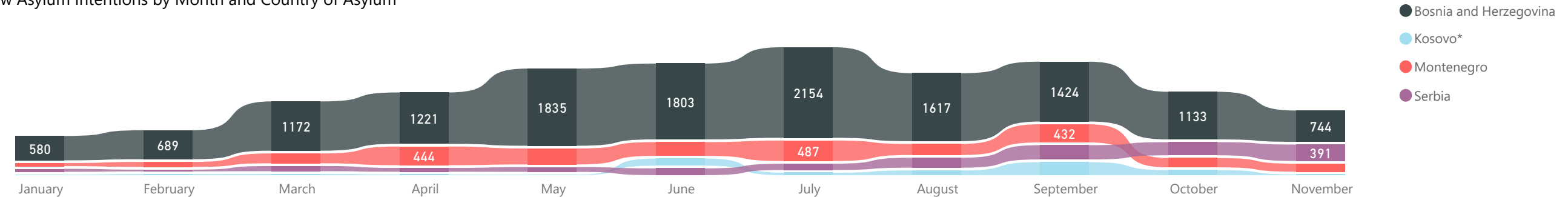
Total New Asylum Intentions by Month



New Asylum Applications by Month and Country of Asylum

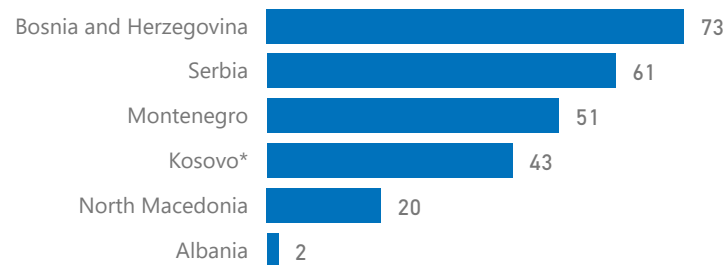


New Asylum Intentions by Month and Country of Asylum

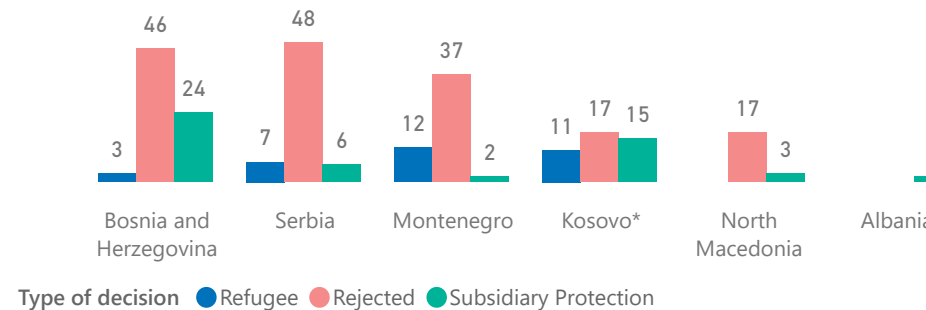


### First Instance Decisions Trends

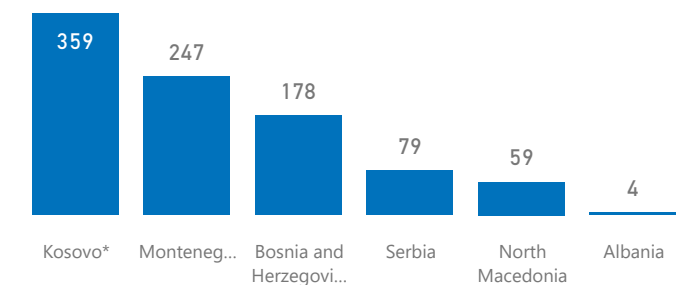
Total Decisions by Country of Asylum



First instance Decisions by Type and Country



Total Otherwise Closed Applications by Country



Kosovo\*: Designations of Kosovo\* are without prejudice to positions on status, and are in line with the United Nations Security Council Resolution 1244 (1999).

Data source: SEE Regional Asylum Statistics and UNHCR data available at <https://popstats.unhcr.org>. For further information or any questions concerning this factsheet please contact: Gabriel Mathieu, mathieu@unhcr.org

In most cases, data for this factsheet is provided by country level governmental institutions. Retroactive changes in data may occur.

November  
2021  
Key figures\*

95  
New Applications



9  
Women



13  
Children including:

5

Unaccompanied or separated child(ren)

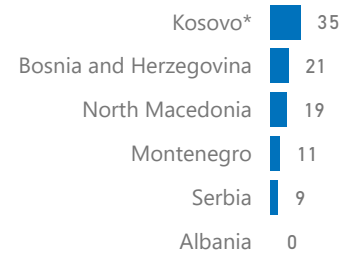
513

Pending opened asylum applications

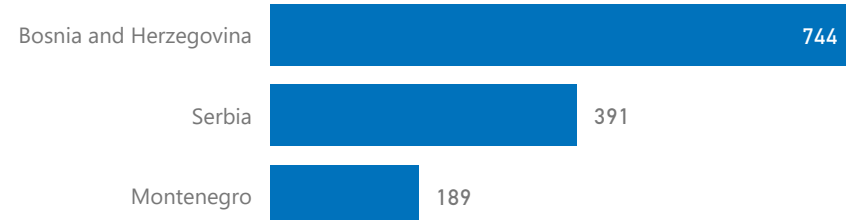
\*disaggregated figures by age/gender are not always available

### Monthly New Applications

Monthly New Asylum Applications by Country of Asylum

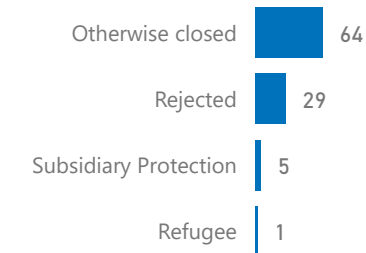


Monthly New Intentions to Seek Asylum by Reporting Country



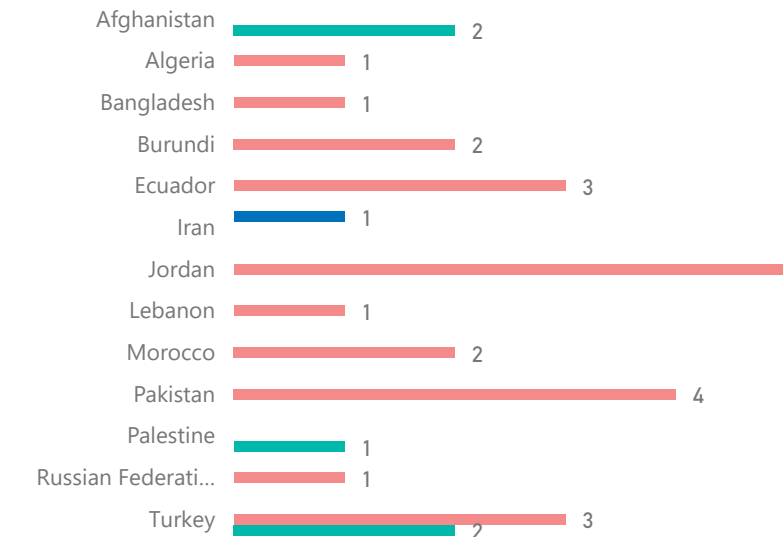
### Monthly First Instance Decisions

Monthly Decisions by Type of Decision

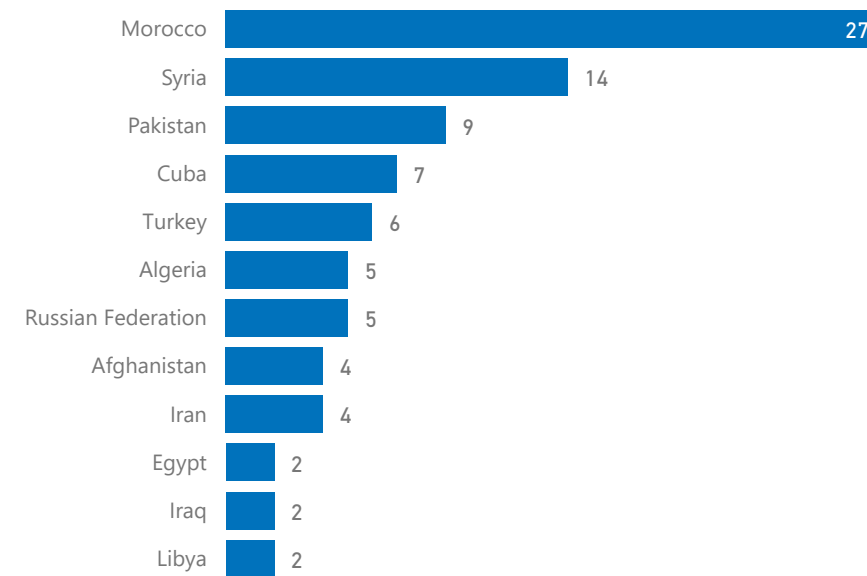


Monthly Type of Decisions by Nationality

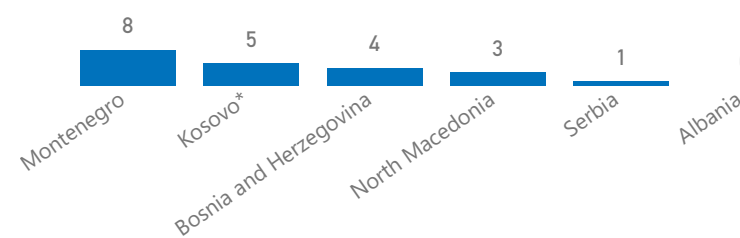
Type of decision ● Refugee ● Rejected ● Subsidiary Protection



Monthly New Asylum Applications by Country of Origin (Top 10)

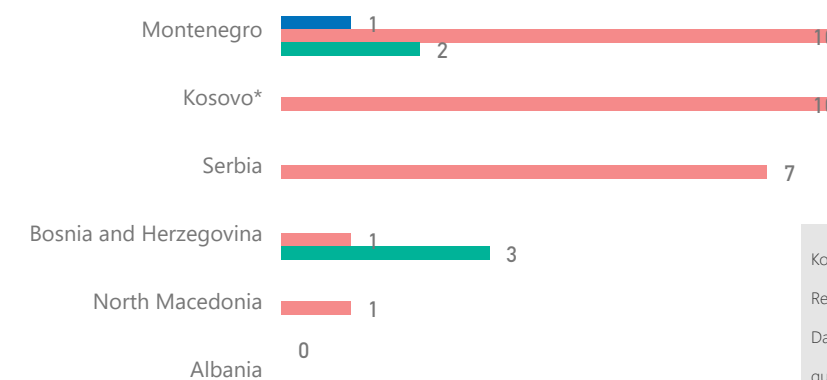


Monthly Interviews by Country of Asylum

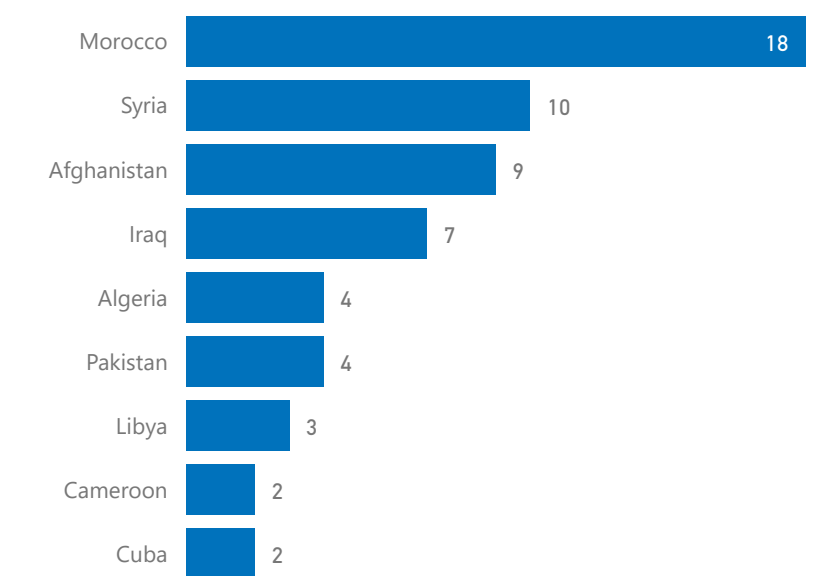


Monthly Decisions by Country of Asylum and Type of Decision

Type of decision ● N/A ● Refugee ● Rejected ● Subsidiary Protection



Monthly Otherwise Closed Applications by Nationality (Top 10)

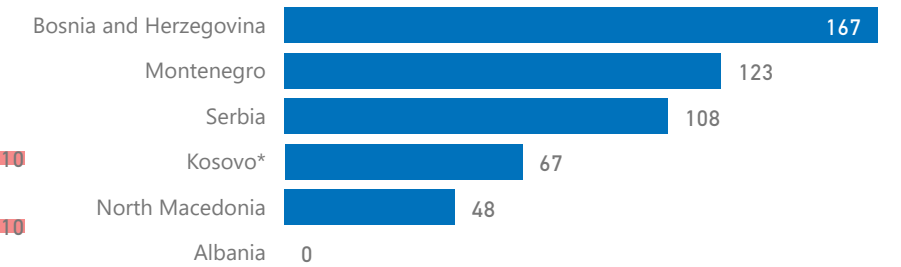


Average Length of Procedure (days) by Country

between application and decision

Kosovo*	202
Bosnia and Herzegovina	463

Total Pending Asylum Applications by Country of Asylum



Albania has not provided any pending cases information for August

Kosovo\*: Designations of Kosovo\* are without prejudice to positions on status, and are in line with the United Nations Security Council Resolution 1244 (1999).  
Data source: SEE Regional Asylum Statistics and UNHCR data available at <https://popstats.unhcr.org>. For further information or any questions concerning this factsheet please contact: Gabriel MATHIEU, [mathieu@unhcr.org](mailto:mathieu@unhcr.org)  
In most cases, data for this factsheet is provided by country level governmental institutions. Retroactive changes in data may occur.