Tanzania Refugee Population Update

as of 31 May 2021

UNHCR The UN Refugee Agency

Key Figures

257,226 * Population of Concern

- **84.2%** 216,436 Living in camps
- **7.4%** 18,950 Living in settlements
- **8.4%** 21,507 Living in villages
- **0.1%** 183 Living in urban area

*** includes 81 POCs in process of status regularization in Dar Es Salaam

- **89%** 229,021 Refugees
- **11%** 28,205 Asylum-seekers

Camp-based population by country of origin

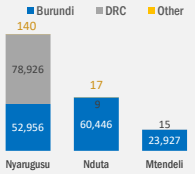

Country of origin

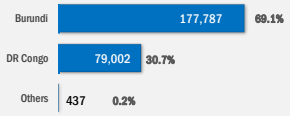

* Population of concern to UNHCR does not include the 162,000 former Burundian refugees (1972) granted citizenship by the Government of Tanzania.

Age and Gender

- **0-17** 55% Children
- **60+** 3% Older People

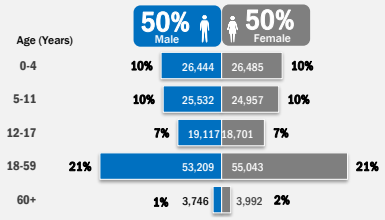

Durable Solutions

Voluntary return of Burundian refugees, 2017-2021

- Total Return: 124,538
- 0-17 Children: 57%
- Women & children: 79%
- 50% Female
- 50% Male

Local integration

162,000 former Burundian refugees (1972) granted citizenship by the Government of Tanzania.

Resettlement departures by country of origin, 2015-2021

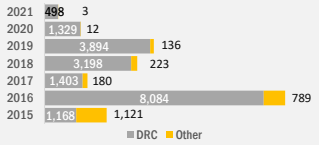

Camp population trend: June 2020 to May 2021

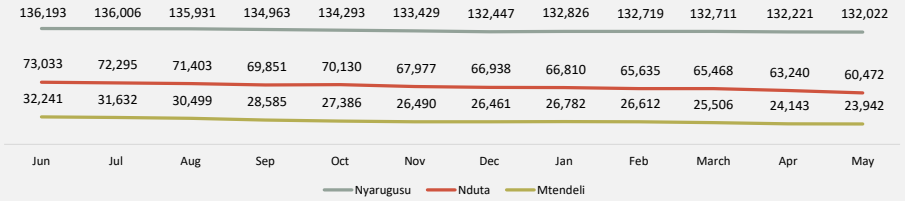

Births vs Deaths

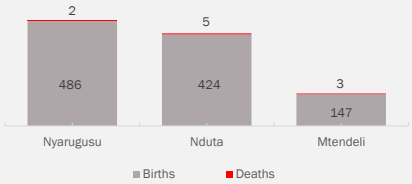

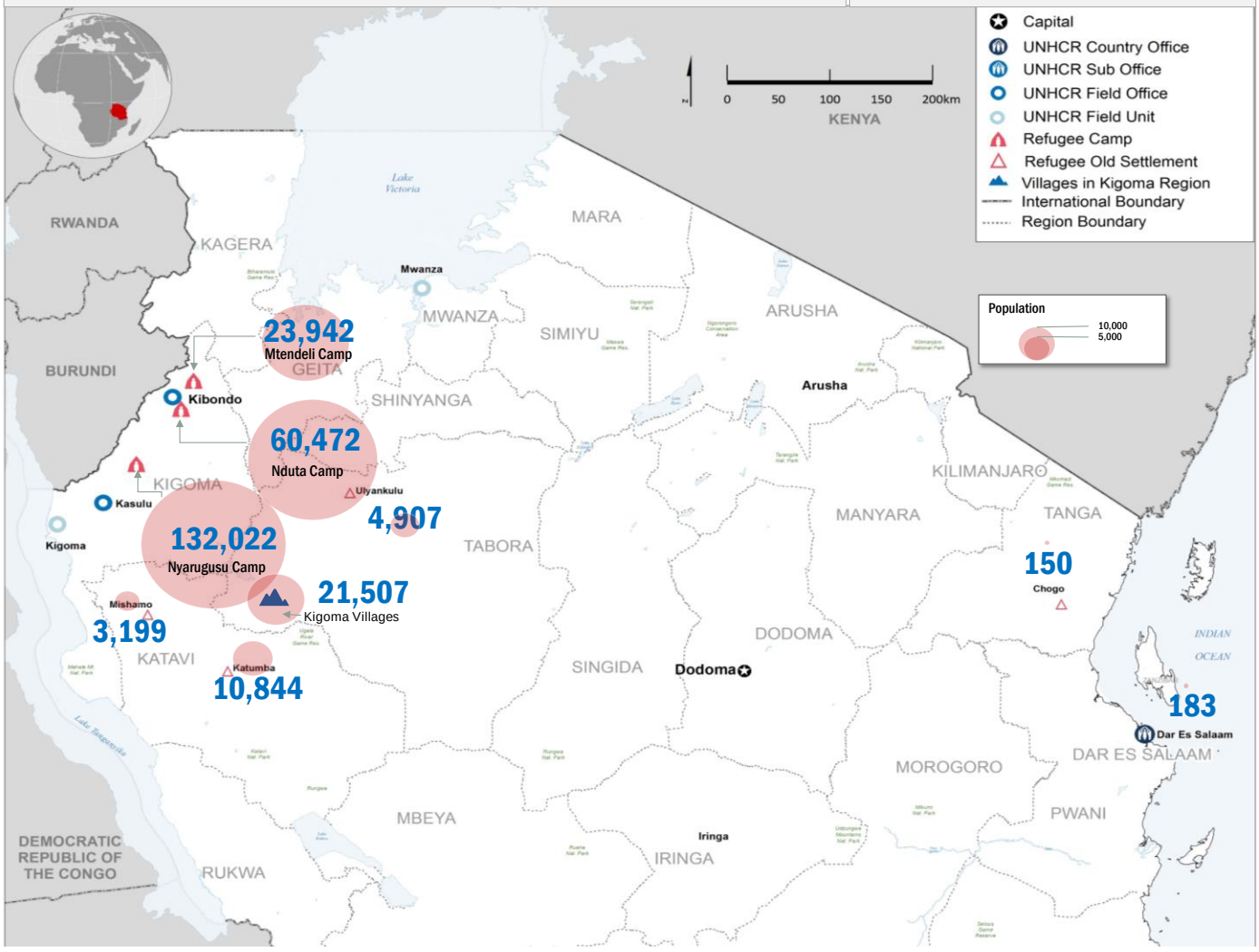

The boundaries and names shown and the designations used on this map do not imply official endorsement or acceptance by the United Nations. Sources: Boundaries: UNCS; Background: USGS; Data: Government of Tanzania, UNHCR.

For more information, please contact:tankbim@unhcr.org or visit: https://data2.unhcr.org/en/situations/burundi/location